

LANCASTER COUNTY CORRECTIONS DEPARTMENT

605 SOUTH TENTH STREET
LINCOLN, NE 68508
(402) 441-7530
FAX: 441-8946

MICHAEL THURBER, DIRECTOR

LANCASTER COUNTY CORRECTIONS BOARD

-AGENDA-

October 25, 2012
Thursday @ 8:30

LANCASTER COUNTY CORRECTIONS BOARD

- AGENDA -

**Thursday, October 25, 2012
8:30 a.m.**

I. Approval of the August 2, 2012 Meeting

II. Population Statistics

- A. Population Comments
- B. Population Graphs-Appendix 1
- C. Fiscal Year 2012 Monthly Statistical Report-Appendix 2
- D. Fiscal Year 2013 Monthly Statistical Report-Appendix 3

III. Department Activities

- A. Training
- B. Mental Health Jail Diversion Project
- C. Out of County Housing
- D. LCF/Work Crew Activities
- E. Programs Division
- F. Transition Activities

IV. Adjournment

Attachments.

- 1- Population Graphs
- 2- Monthly Status Reports
- 3- August 2, 2012 Minutes
- 4- Community Service Program

Lancaster County Corrections Board
Meeting of Thursday, October 25, 2012

I. APPROVAL OF MINUTES- August 2, 2012

II. POPULATION STATISTICS	<u>2011</u> July-Sept.	<u>2012</u> July-Sept.	Change
Average Daily Population	540.4	564.5	+ 4.5%
JAIL/out of county	391.0	416.3	+ 6.5%
LCF	149.4	148.2	- 0.8%
Total Bookings	2,559.0	2,565.0	+ 0.2%
Average per month	853.0	855.0	
Total Lodgings	1,755.0	1,803.0	+2.7%
Average per month	585.0	601.0	
Platte County Inmate Housing (Sept. '05)	24.7	17.8	
Butler County Inmate Housing (May '07)	19.8	13.4	
Saline County Inmate Housing (Aug. 2010)	15.6	16.3	
Saunders Co. Inmate Housing (July '09)	13.1	4.1	
Dawson Co. Inmate Housing (June '11)	<u>18.0</u>	<u>51.6</u>	
Total Monthly ADP	91.1	103.2	+13.2%
Behavior Health/Jail Diversion Total	14.0	9.0	-5 individuals
Pretrial Release /CC Total	19.0	16.0	-3 individuals
Sentence Conversion/House Arrest Total	<u>13.0</u>	<u>6.0</u>	<u>-7 individuals</u>
TOTALS	46.0	31.0	-15 individuals

A. **Population Comments**

During the third quarter of 2012, inmate population increased by 4.5% compared to the same time period in 2011. This increase, coupled with a 2.7% increase in daily lodgings, is our highest population to date.

On September 24, 2012, we had 632 inmates in custody. We are currently housing an average of 570-590 inmates a day.

Also, during this quarter, we experienced a 15 person decrease in behavior/pre-trial and sentence conversion releases.

B. **Population Graph (see attached) Appendix 1**

The population graph shows the month to month populations for FY12 and FY13. This graph shows the facility's rated capacity as of 1991 when the Adult Detention Facility opened.

C. **Monthly Statistical Report (see attached) Appendix 2 & 3-FY12, FY13**

This is a statistical report giving the average daily population for both facilities, number of bookings, types of arrests and releases, as well as medical and mental health services provided.

III. DEPARTMENT ACTIVITIES

A. TRAINING

In the period from July-September, 2012, the training division handled approximately 369 applications for Correctional Officer positions. Orientation training was provided for 16 new full time officers.

Eight full-time officers completed the 12 week field training program, designed to help in the training of new officers during their first three months on the job. Thirteen other officers were still apart of the program by the end of this period.

At the end of the quarter, there were 11 officers attending the Officer's Training Academy, which is an 80 hour training course intended for officers who have been with the department for approximately 3-6 months.

Sgt. Melanie Bailey was assigned to the training division this quarter, replacing Donnie Brandt who was promoted to Lieutenant.

B. MENTAL HEALTH JAIL DIVERSION PROJECT

During this quarter, nine inmates were admitted into the project. Three were in custody at the time they were accepted into the program. Of these nine inmates, eight were also under Community Corrections supervision.

Eleven inmates were also terminated from the program from July-September, 2012. Seven of these inmates were under the supervision of Community Corrections. Of these eleven individuals, eight have returned to jail custody.

C. OUT OF COUNTY HOUSING

Lancaster County continues to house inmates in Platte, Butler, Saunders, Saline and Dawson counties due to overcrowding. During the months of July-September, 2012, we maintained an average population of 17.8 inmates in Platte County. During this same time period, 15 round trips were made, moving 64 inmates between the two facilities.

Butler County's average population for this time period was 13.4 with 37 inmates moved between the two facilities, with eight round trips.

Saunders County's average population for this period was 4.1 with 10 inmates moved between the two facilities, making only one round trip.

Saline County's average population for this period was 16.3 with 58 inmates moved between the two facilities and three round trips.

Dawson County's average population from July-September, 2012 was 51.6 with 164 inmates moved between the two facilities with three round trips.

In addition, the transport division transported 3,183 inmates to court, medical appointments or other locations. This required approximately 1,480 staff hours to complete.

The department is working with Buffalo County in Kearney, NE, for a possible inter-local agreement for housing inmates. As reported during our last quarterly meeting, Saunders County discontinued taking Lancaster County inmates due to their own population increases.

D. LCF & WORK CREW ACTIVITIES

July 2012 – A crew of inmates moved furniture to surplus and picked-up Food Bank barrels at County/City Offices. The rest of the month consisted of general maintenance, vehicle maintenance, and washer/dryer repairs.

August 2012 – Roof repairs were completed on the areas damaged by an earlier storm. A crew of four inmates moved furniture for the County Assessor's Office and the new Adult Detention Facility. An inmate crew also assisted with the removal and clean-up of a jobsite trailer at the new facility and with collecting Food Bank barrels at County/City Offices. General maintenance, mowing, and vehicle maintenance continued throughout the month.

September 2012 – A crew of four inmates assisted with unloading and distributing furniture, mattresses, and inmate clothing at the new Adult Detention Facility. The rest of the month consisted of completing general and preventative maintenance, including the repair of washer and dryers. Grounds maintenance continued, including trash pick-up, recycling, and mowing.

The Community Service Program/County Road Litter Pick-Up Program continued throughout the quarter, ending on September 28, 2012. Please see the attachment showing hours and distance provided by crews over this past quarter.

E. PROGRAMS DIVISION

Correct Care Solutions Mental Health Practitioners coordinated an average of 47 evaluations per month with their psychiatrist during July, August and September, 2012. An average of two inmates per month were placed into Emergency Protective Custody and transferred with a jail hold to the Crisis Center, due to meeting the criteria of mental illness and dangerousness to oneself or others. Mental health practitioners had an average of 775 contacts with inmates each month during this quarter, in which mental health, personal problems, or coping with confinement concerns were addressed.

Correctional Specialists and the Chaplain coordinated an average of 181 educational, self-help, and religious programs per month July-September, 2012. This number represents programs offered at the Intake & Detention Facility and Lancaster Correctional Facility in airpark.

The Work Release Coordinator reviewed an average of 109 court ordered release applications per month. This number reflects both District and County Court applications. The average number of individuals on work release this quarter was 28.

F. TRANSITION ACTIVITIES

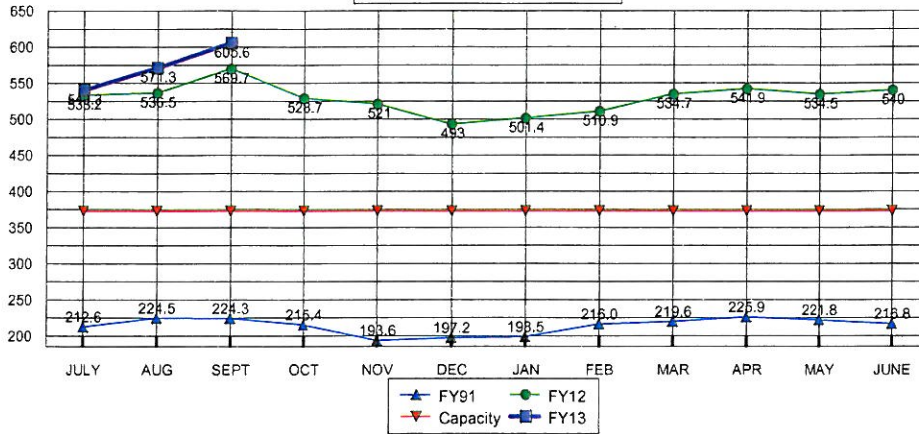
The transition team has continued to prepare for the department's move to the new facility in many ways. At this point, nine post orders, 145 procedures, 185 scenarios and approximately 30 policies have been written. We will begin department training to familiarize staff with the building and the new post order, procedures and policies soon.

Staff and detention furniture have been installed. The radio system was awarded and installation will begin within a few weeks. Radios are being considered and should be acquired by the end of the year. The inmate phone system RFP was finalized and let out for bids. The selection process will begin the first of next month. A proposal for connecting the transport portion of the current facility with the new control center has been completed and is currently under review.

The next quarter will be spent finalizing the policies, post orders and procedures and to developing the training for all department staff. We will also begin formulating in detail the actual move process for staff, equipment and inmates.

V. ADJOURNMENT

**TOTAL POPULATIONS
 FY91, FY12, FY13**

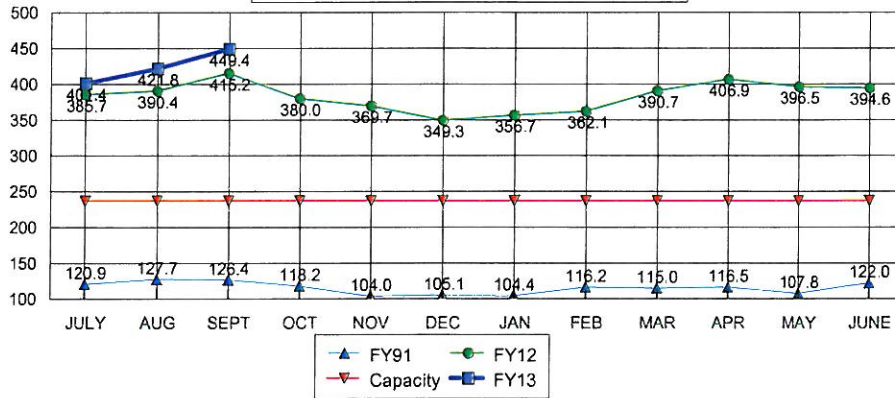


AVERAGES

FY13 TO DATE	572.4
FY12 SAME PERIOD	546.5
FY12 TO YR-END	528.8

4.7%	Change in FY12 to date over same period last year
8.2%	Change in FY12 to date over FY11 average to year-end

**JAIL-OFF SITE CO. POPULATION
 FY91, FY12, FY13**

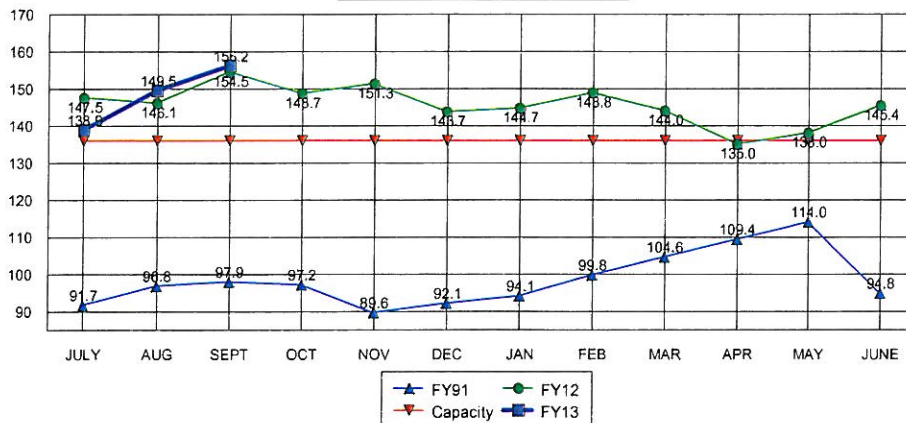


AVERAGES

FY13 TO DATE	424.2
FY12 SAME PERIOD	397.1
FY12 TO YR-END	383.2

6.8%	Change in FY13 to date over same period last year
10.7%	Change in FY13 to date over FY12 average to year-end

**LCF-ONLY POPULATION
 FY91, FY12, FY13**



AVERAGES

FY13 TO DATE	148.2
FY12 SAME PERIOD	147.6
FY12 TO YR-END	145.6

0.4%	Change in FY13 to date over same period last year
1.8%	Change in FY13 to date over FY12 average to year-end

**LANCASTER COUNTY CORRECTIONS DEPARTMENT
MONTHLY STATUS REPORT**

FISCAL YEAR 2012

	2011						2012						AVERAGE TO DATE	TOTAL TO DATE
	JUL	AUG	SEP	OCT	NOV	DEC	JAN	FEB	MAR	APR	MAY	JUN		
Average Daily Population @IDF	294.7	295.7	309.2	288.4	286.8	284.0	292.9	286.5	291.7	288.4	291.8	286.6	291.4	N/A
High for Month	311	319	322	315	308	307	323	308	317	309	314	302	312.9	N/A
Low for Month	270	272	293	267	270	273	268	268	275	270	269	272	272.3	N/A
Platte County ADP	26.0	22.5	25.5	22.6	14.2	7.2	3.2	9.9	16.6	21.9	14.4	19.8	17.0	N/A
Butler County ADP	16.6	21.1	21.7	17.3	18.1	11.5	15.3	17.2	16.0	15.3	14.3	15.2	16.6	N/A
Saline County ADP	16.8	14.5	15.5	15.7	13.9	14.0	18.6	17.1	19.2	18.7	16.5	13.6	16.2	N/A
Saunders County ADP	12.5	11.6	15.2	9.5	10.1	8.4	7.6	8.8	12.9	20.8	16.1	10.9	12.0	N/A
Dawson County ADP	13.5	19.2	21.2	20.5	19.2	16.4	13.6	17.8	26.8	34.9	35.1	38.8	23.1	N/A
Total Number of Bookings	867	900	792	717	770	764	783	760	833	793	878	825	806.8	9,682
Felony Arrests	148	184	145	165	161	193	168	165	170	180	205	162	170.5	2,046
Misdemeanor Arrests	536	576	507	444	483	489	470	456	517	492	528	548	503.8	6,046
Felons Sentenced	25	19	17	17	19	9	18	25	15	15	16	11	17.2	206
Misdemeanants Sentenced	55	65	60	48	63	59	59	67	68	55	66	54	59.9	719
Held for Other Jurisdictions	53	54	62	43	44	42	58	47	63	51	63	50	52.5	630
Total Conditionally Released	262	275	267	219	265	237	228	241	255	244	292	270	254.6	3,055
Percent Conditionally Released	30.22%	30.56%	33.71%	30.54%	34.42%	31.02%	29.12%	31.71%	30.61%	30.77%	33.26%	32.73%	31.6%	31.6%
Pre-Arrestment Releases	151	173	163	140	150	151	126	130	138	146	190	169	152.3	1,827
Court Disposition Releases	111	102	104	79	115	86	102	111	117	98	102	101	102.3	1,228
Total of Individuals Lodged	605	625	525	498	505	527	555	519	578	549	586	555	552.3	6,627

LANCASTER CORRECTIONAL FACILITY														
Average Daily Population	147.5	146.1	154.5	148.7	151.3	143.7	144.7	148.8	144.0	135.0	138.0	145.4	145.6	N/A
High for Month	154	153	160	160	159	150	152	159	156	148	149	151	154.3	N/A
Low for Month	140	135	142	134	138	134	129	136	130	119	114	139	132.5	N/A
County Work Release					7	3	6	6	9	13	10	14	8.5	68
District Work Release					23.5	22.5	23.6	24.6	25.2	23.6	20.8	17.4	22.7	181
Estimated Value of Inmate Labor	\$4,720	\$4,452	\$2,762	\$5,119	\$5,488	\$5,757	\$6,880	\$2,291	\$5,148	\$4,575	\$5,387	\$4,430	\$4,751	\$57,007

MEDICAL/MENTAL HEALTH SERVICES														
Referred to Jail Physician	63	54	70	74	55	80	67	60	64	57	56	61	63	761
Referred to Mental Health/LRC	3	3	3	4	2	4	2	1	4	1	1	2	3	30
Transferred to Emergency Room	12	16	9	9	7	14	6	2	9	3	1	5	8	93

**LANCASTER COUNTY CORRECTIONS DEPARTMENT
MONTHLY STATUS REPORT**

FISCAL YEAR 2013

	2012			AVERAGE TO DATE	TOTAL TO DATE
	JUL	AUG	SEP		
Average Daily Population @IDF	292.5	316.0	330.7	313.1	N/A
High for Month	317	341	354	337.3	N/A
Low for Month	280	293	309	294.0	N/A
Platte County ADP	17.1	13.6	22.7	17.8	N/A
Butler County ADP	13.6	13.5	13.0	13.4	N/A
Saline County ADP	14.5	14.8	19.6	16.3	N/A
Saunders County ADP	6.6	5.1	0.7	4.1	N/A
Dawson County ADP	47.5	52.0	55.3	51.6	N/A
Total Number of Bookings	886	861	818	855.0	2,565
Felony Arrests	227	204	150	193.7	581
Misdemeanor Arrests	534	540	514	529.3	1,588
Felons Sentenced	14	16	22	17.3	52
Misdemeanants Sentenced	66	58	66	63.3	190
Held for Other Jurisdictions	45	43	66	51.3	154
Total Conditionally Released	264	237	261	254.0	762
Percent Conditionally Released	29.80%	27.53%	31.91%	29.7%	29.7%
Pre-Arrestment Releases	159	132	153	148.0	444
Court Disposition Releases	105	105	108	106.0	318
Total of Individuals Lodged	622	624	557	601.0	1,803

LANCASTER CORRECTIONAL FACILITY					
Average Daily Population	138.9	149.5	156.2	148.2	N/A
High for Month	147	159	161	155.7	N/A
Low for Month	128	135	148	137.0	N/A
County Work Release	9	8	8	8.5	25
District Work Release	16.9	19.4	23.9	20.1	60
Estimated Value of Inmate Labor	\$3,843	\$3,705	\$3,110	\$3,553	\$10,658

MEDICAL/MENTAL HEALTH SERVICES					
Referred to Jail Physician	74	83	70	76	227
Referred to Mental Health/LRC	1	4	1	2	6
Transferred to Emergency Room	2	9	7	6	18

APPENDIX 3

**MINUTES
BOARD OF CORRECTIONS
QUARTERLY MEETING
COUNTY-CITY BUILDING, ROOM 113
THURSDAY, AUGUST 2, 2012
10:30 A.M.**

Board Members Present: Bernie Heier, Chair
Jane Raybould, Vice Chair
Deb Schorr
Larry Hudkins
Brent Smoyer

Others Present: Mike Thurber, Corrections Director
Brad Johnson, Transition Coordinator
Kerry Eagan, Chief Administrative Officer
Gwen Thorpe, Deputy Chief Administrative Officer
Dan Nolte, County Clerk
Ann Taylor, County Clerk's Office

The Chair called the meeting to order at 10:54 a.m.

AGENDA ITEM

1 APPROVAL OF BOARD OF CORRECTIONS MINUTES OF THURSDAY, MAY 3, 2012

MOTION: Hudkins moved and Schorr seconded approval of the May 3, 2012 Board of Corrections Meeting minutes. Schorr, Hudkins and Heier voted aye. Raybould and Smoyer were absent from voting. Motion carried 3-0.

2 POPULATION STATISTICS

A. Population Comments

Mike Thurber, Corrections Director, said there was 2% growth in overall population this quarter, compared to the same period in 2011.

Raybould entered the meeting at 10:55 a.m.

Thurber said 107 inmates are currently housed out-of-county. He said population numbers remain high, noting it reached 573 on Monday. That number includes 275 pre-trial felons.

Smoyer entered the meeting at 10:57 a.m.

Raybould asked whether home detention numbers have increased. Thurber said that number has stayed pretty consistent (see statistics on Page 2 of the agenda packet).

- B. Population Graphs - Appendix 1
- C. Fiscal Year 2011 Monthly Statistical Report - Appendix 2
- D. Fiscal Year 2011 Monthly Statistical Report - Appendix 3

See agenda packet.

3 DEPARTMENT ACTIVITIES

- A. Training
- B. Mental Health Jail Diversion Program
- C. Out-of-County Housing
- D. Lancaster Correctional Facility (LCF)/Work Crew Activities
- E. Programs Division
- F. Transition Activities

See agenda packet.

OTHER BUSINESS

The Chair said he would like to discuss instituting booking fees for the jail. Thurber noted the County lost \$2,500,000 in revenue when the County entered into an agreement with the City and agreed to no longer charge for housing City prisoners in return for the City allowing the County to use its taxing authority to help pay for the new Lancaster County Adult Detention Facility (LCADF). He said one way to replace that loss of revenue would be to charge a booking fee. Thurber estimated the cost of the book-in/book-out process at \$125, noting amortization of the cost of the facility would increase that amount. Schorr asked how many are booked-in in a year. Thurber said approximately 9,700. He said approximately 65% are City arrests. Heier asked whether those costs will be reduced in the new jail. Thurber said it will be in the same range. He said the process will be the same but the square footage will be larger. Heier asked Thurber to refine his cost estimate and to separate square footage costs. He added that he believes the County needs to start charging a booking fee.

Raybould inquired about the possibility of a contract to house federal prisoners. Thurber said they would have to open another module to do that, which will increase staffing costs. He said the County would be competing with other jail facilities who may be able to sell their beds for less.

4 ADJOURNMENT

There being no further business, the Chair adjourned the meeting at 11:07 a.m.

Dan Nolte

Dan Nolte
Lancaster County Clerk



**LANCATER COUNTY CORRECTIONS
COMMUNITY SERVICE PROGRAM
COUNTY ROAD LITTER PICK-UP
July - September, 2012**

NUMBER OF COUNTY ROAD CLEAN-UP TRIPS: 42

TOTAL INMATE HOURS WORKED: 809.5

TOTAL STAFF HOURS WORKED: 213.00

ROAD DISTANCE CLEARED OF LITTER: 331.00 Miles
(1 MILE = BOTH SIDES OF ROAD)

BAGS OF LITTER REMOVED: 249.00