

LANCASTER COUNTY CORRECTIONS DEPARTMENT

605 SOUTH TENTH STREET
LINCOLN, NE 68508
(402) 441-7530
FAX: 441-8946

MICHAEL THURBER, DIRECTOR

LANCASTER COUNTY CORRECTIONS BOARD

-AGENDA-

May 3, 2012
Thursday @ 9:00

LANCASTER COUNTY CORRECTIONS BOARD

- AGENDA -

**Thursday, May 3, 2012
9:00 a.m.**

I. Approval of the January 26, 2012 Meeting

II. Population Statistics

- A. Population Comments
- B. Population Graphs-Appendix 1
- C. Fiscal Year 2011 Monthly Statistical Report-Appendix 2
- D. Fiscal Year 2012 Monthly Statistical Report-Appendix 3

III. Department Activities

- A. Training
- B. Mental Health Jail Diversion Project
- C. Out of County Housing
- D. LCF/Work Crew Activities
- E. Programs Division
- F. Transition Activities

IV. Adjournment

Attachments.

- 1- Population Graphs
- 2- Monthly Status Reports
- 3- January 26, 2012 Minutes

Lancaster County Corrections Board
Meeting of Thursday, May 3, 2012

I. APPROVAL OF MINUTES- Jan. 26, 2012

II. POPULATION STATISTICS	<u>2011</u> Jan.-Mar.	<u>2012</u> Jan.-Mar.	Change
Average Daily Population	498.5	509.7	+ 2.3%
JAIL/out of county	353.0	363.9	+ 3.1%
LCF	145.5	145.8	+ 0.2%
Total Bookings	2,337.0	2,376.0	+ 1.7%
Average per month	779.0	792.0	
Total Lodgings	1,595.0	1,652.0	+3.6%
Average per month	531.7	550.7	
Platte County Inmate Housing (Sept. '05)	8.1	9.9	
Butler County Inmate Housing (May '07)	15.1	16.2	
Saline County Inmate Housing (Aug. 2010)	1.4	18.3	
Saunders Co. Inmate Housing (July '09)	41.4	9.8	
Dawson Co. Inmate Housing (June '11)	<u>0.0</u>	<u>19.4</u>	
Total Monthly ADP	66.0	73.5	+11.4%
Behavior Health/Jail Diversion Total	10.0	11.0	+1 individuals
Pretrial Release /CC Total	8.0	15.0	+7 individuals
Sentence Conversion/House Arrest Total	<u>19.0</u>	<u>11.0</u>	-8 individuals
TOTALS	37.0	37.0	N/C

A. Population Comments

During the department's 1st quarter of 2012, the average daily population increased by 2.5% over the same quarter of 2011. Total number of inmates lodged during this quarter have increased by 3.6%. These increases usually result in our out-of-county population to increase. Out-of-county housing did increase by seven more individuals per day being housed outside Lancaster County. We averaged 73 inmates per day out-of-county.

A total of 37 inmates were released during these last 3 months to Mental Health Jail Diversion, Post Arraignment Release and the Sentence Conversion Program.

B. Population Graph (see attached) Appendix 1

The population graph shows the month to month populations for FY11 and FY12. This graph shows the facility's rated capacity as of 1991 when the Adult Detention Facility opened.

C. Monthly Statistical Report (see attached) Appendix 2 & 3-FY11, FY12

This is a statistical report giving the average daily population for both facilities, number of bookings, types of arrests and releases, as well as medical and mental health services provided.

III. DEPARTMENT ACTIVITIES

A. TRAINING

In the period from January 1st through March 31st, 2012, the training division handled approximately 382 applications for Correctional Officer positions. Orientation training was provided for eight new full-time officers and one nurse.

An In-Service training class was conducted in CPR/AED and First Aid. This class was attended by all uniform staff, nurses and many administrative and support staff.

Twelve officers attended the Officer's Training Academy, which is an 80 hour training course intended for officers who have been with the department for approximately 3 to 6 months.

Lt. Anderson attended the Nebraska Correctional Association Conference in Kearney. Lt. Anderson has also been involved in a committee writing policies for the new facility.

B. MENTAL HEALTH JAIL DIVERSION PROJECT

During this quarter, eleven inmates were admitted into the project. Four were in custody at the time they were accepted into the program. Of these eleven, seven were also under Community Corrections supervision and one was a probation referral. One of these seven individuals, successfully completed her time with Community Corrections in March but remains in the Mental Health Diversion Project.

Six inmates were also terminated from the program from January-March, 2012. All six of these inmates were under the supervision of Community Corrections. Of these six individuals, four have returned to jail custody and the other two have active warrants.

C. OUT OF COUNTY HOUSING

Lancaster County continues to house inmates in Platte, Butler, Saunders, Saline and Dawson counties due to overcrowding. During the months of January-March, 2012, we maintained an average population of 9.9 inmates in Platte County. During this same time period, nine round trips were made, moving 51 inmates between the two facilities.

Butler County's average population for this time period was 16.2 with 59 inmates moved between the two facilities and 6 round trips.

Saunders County's average population for this period was 9.8 with 49 inmates moved between the two facilities..

Saline County's average population for this period was 18.3 with 94 inmates moved between the two facilities.

Dawson County's average population from January-March, 2012 was 19.4 with 97 inmates moved between the two facilities.

In addition, the transport division transported 2,865 inmates to court, medical appointments or other locations. This required approximately 1,042 staff hours to complete.

D. LCF & WORK CREW ACTIVITIES

During the January-March, 2012 quarter, work crews have been busy doing routine maintenance including painting at both facilities and preparing air handlers for the spring/summer months.

E. PROGRAMS DIVISION

Correct Care Solutions' mental health practitioners coordinated an average of 50 evaluations per month with their psychiatrist during January, February and March 2012. An average of two inmates per month were placed into Emergency Protective Custody and transferred with a jail hold to the Crisis Center, due to meeting the criteria of mental illness and dangerousness to oneself or others. Mental health practitioners had an average of 617 contacts with inmates each month during this quarter, in which mental health, personal problems, or coping with confinement concerns were addressed.

Correctional Specialists and the Chaplain coordinated an average of 190 educational, self-help, and religious programs per month January- March 2012. This number represents programs offered at the Intake & Detention Facility and Lancaster Correctional Facility in airpark.

The Work Release Coordinator reviewed an average of 148 court ordered release applications per month. This number reflects both District and County Court applications. The average number of individuals on work release this quarter was 31.

F. TRANSITION ACTIVITIES

The transition team has continued work on many aspects of this project. The records committee has worked with Records and Information Management, Information Services and County Court to stream line our processes by switching many of our forms into a digital format.

The staff and inmate furniture purchases have been finalized. The radio design was just recently completed and is being reviewed by our staff and the County/City radio shop. This should go out for bid soon.

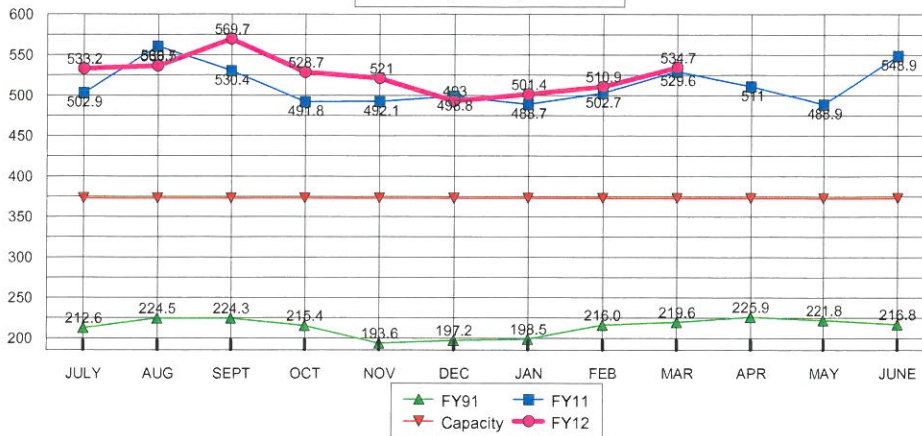
The transition team and Information Services have continued to work on developing a hand held safety and security scanner that will be directly tied to our inmate management system. We are hoping to take advantage of RFID technology and our WIFI system to track inmate movement, officer safety checks and many other functions.

The storage RFP was finalized and opened for bids. We only had one vender's bid successfully submitted. Due to budgetary constraints that bid was rejected and the RFP has been re-opened.

Numerous committees continue to work on scenarios. Policies are being developed based on these scenarios and post order development will start soon.

V. ADJOURNMENT

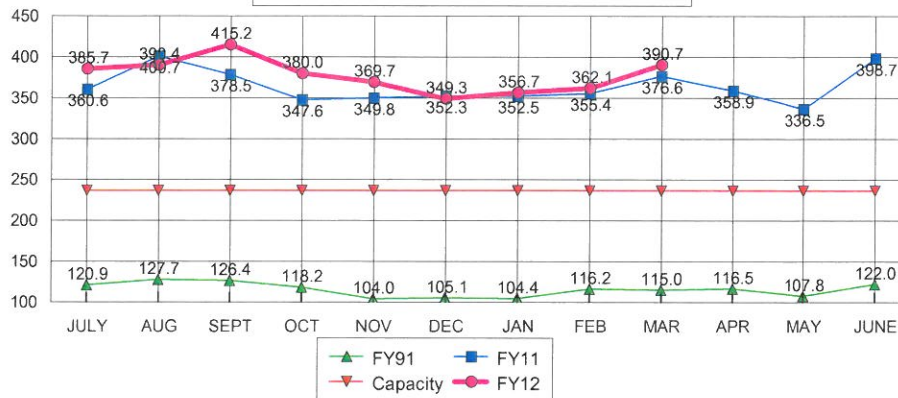
**TOTAL POPULATIONS
 FY91, FY11, FY12**



AVERAGES	
FY12 TO DATE	525.5
FY11 SAME PERIOD	510.9
FY11 TO YR-END	512.2

2.9%	Change in FY12 to date over same period last year
2.6%	Change in FY12 to date over FY11 average to year-end

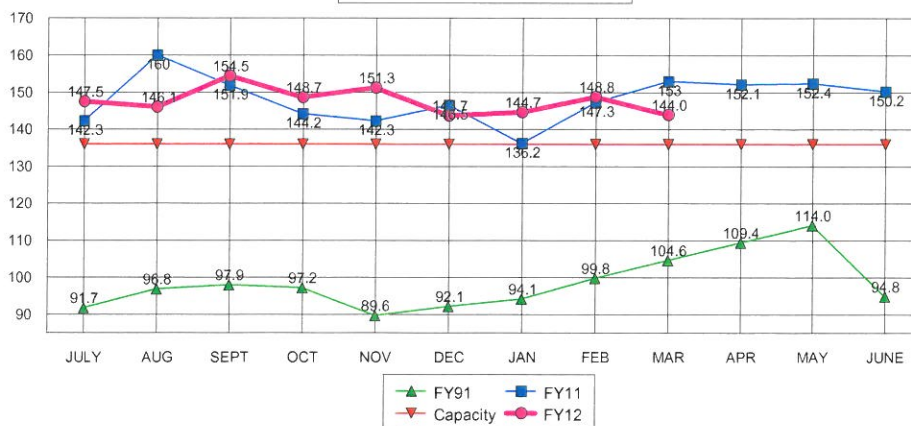
**JAIL-OFF SITE CO. POPULATION
 FY91, FY11, FY12**



AVERAGES	
FY12 TO DATE	377.8
FY11 SAME PERIOD	363.8
FY11 TO YR-END	364.0

3.8%	Change in FY12 to date over same period last year
3.8%	Change in FY12 to date over FY11 average to year-end

**LCF-ONLY POPULATION
 FY91, FY11, FY12**



AVERAGES	
FY12 TO DATE	147.7
FY11 SAME PERIOD	147.1
FY11 TO YR-END	148.2

0.4%	Change in FY12 to date over same period last year
-0.3%	Change in FY12 to date over FY11 average to year-end

**LANCASTER COUNTY CORRECTIONS DEPARTMENT
MONTHLY STATUS REPORT**

FISCAL YEAR 2011	2010						2011						AVERAGE TO DATE	TOTAL TO DATE
	JUL	AUG	SEP	OCT	NOV	DEC	JAN	FEB	MAR	APR	MAY	JUN		
Average Daily Population	287.3	305.0	276.9	293.2	296.2	290.9	282.8	282.8	295.4	286.0	279.8	307.4	290.3	N/A
High for Month	302	321	317	315	316	313	303	311	334	332	316	327	317.3	N/A
Low for Month	272	291	252	272	285	257	270	258	276	257	259	289	269.8	N/A
Platte County ADP	10.0	9.0	9.0	9.0	7.0	6.4	7.1	7.9	9.2	6.6	7.0	31.4	10.0	N/A
Butler County ADP	14	14	16	9	9	10	11	16	18	10	8	13	12.3	N/A
Saline County ADP	0	11	15	5	6	2	2	0	2	4	4	14	5.3	N/A
Saunders County ADP	43	56	54	24	22	32	40	39	45	44	32	19	37.4	N/A
Dawson County ADP												8.2	8.2	N/A
Total Number of Bookings	828	945	856	821	818	736	761	731	845	745	839	895	818.3	9,820
Felony Arrests	157	176	160	173	177	161	147	144	176	152	168	192	165.3	1,983
Misdemeanor Arrests	540	609	568	527	503	466	478	432	497	465	509	556	512.5	6,150
Felons Sentenced	22	25	18	22	11	15	29	19	23	15	22	23	20.3	244
Misdemeanants Sentenced	58	70	58	55	62	51	48	78	78	58	73	68	63.1	757
Held for Other Jurisdictions	51	65	52	44	65	43	59	58	71	53	67	56	57.0	684
Total Conditionally Released	275	298	290	299	291	212	239	219	284	275	270	281	269.4	3,233
Percent Conditionally Released	33.21%	31.53%	33.88%	36.42%	35.57%	28.80%	31.40%	29.96%	33.61%	36.91%	32.18%	31.40%	32.9%	32.9%
Pre-Arrestment Releases	163	174	202	188	159	136	140	123	175	165	181	176	165.2	1,982
Court Disposition Releases	112	124	88	111	132	76	99	96	109	110	89	105	104.3	1,251
Total of Individuals Lodged	553	647	566	522	527	524	522	512	561	470	569	614	548.9	6,587
LANCASTER CORRECTIONAL FACILITY														
Average Daily Population	142.3	160.0	151.9	144.2	142.3	146.5	136.2	147.3	153.0	152.1	152.4	150.2	148.2	N/A
High for Month	164	165	159	152	154	155	147	156	156	155	157	155	156.3	N/A
Low for Month	131	150	146	130	130	137	128	134	148	147	145	144	139.2	N/A
County Work Release													ERR	0
District Work Release													ERR	0
Estimated Value of Inmate Labor	\$3,589	\$3,683	\$3,415	\$3,698	\$3,248	\$3,168	\$3,785	\$4,336	\$5,532	\$4,365	\$4,488	\$4,481	\$3,982	\$47,786
MEDICAL/MENTAL HEALTH SERVICES														
Referred to Jail Physician	38	50	34	27	36	37	29	25	20	23	6	93	35	418
Referred to Mental Health/LRC	1	3	2	6	3	6	3	2	1	0	2	1	3	30
Transferred to Emergency Room	3	4	5	5	6	8	6	5	4	6	5	14	6	71

**LANCASTER COUNTY CORRECTIONS DEPARTMENT
MONTHLY STATUS REPORT**

FISCAL YEAR 2012

	2011						2012			AVERAGE TO DATE	TOTAL TO DATE
	JUL	AUG	SEP	OCT	NOV	DEC	JAN	FEB	MAR		
Average Daily Population	294.7	295.7	309.2	288.4	286.8	284.0	292.9	286.5	291.7	292.2	N/A
High for Month	311	319	322	315	308	307	323	308	317	314.4	N/A
Low for Month	270	272	293	267	270	273	268	268	275	272.9	N/A
Platte County ADP	26.0	22.5	25.5	22.6	14.2	7.2	3.2	9.9	16.6	16.4	N/A
Butler County ADP	16.6	21.1	21.7	17.3	18.1	11.5	15.3	17.2	16.0	17.2	N/A
Saline County ADP	16.8	14.5	15.5	15.7	13.9	14.0	18.6	17.1	19.2	16.1	N/A
Saunders County ADP	12.5	11.6	15.2	9.5	10.1	8.4	7.6	8.8	12.9	10.7	N/A
Dawson County ADP	13.5	19.2	21.2	20.5	19.2	16.4	13.6	17.8	26.8	18.7	N/A
Total Number of Bookings	867	900	792	717	770	764	783	760	833	798.4	7,186
Felony Arrests	148	184	145	165	161	193	168	165	170	166.6	1,499
Misdemeanor Arrests	536	576	507	444	483	489	470	456	517	497.6	4,478
Felons Sentenced	25	19	17	17	19	9	18	25	15	18.2	164
Misdemeanants Sentenced	55	65	60	48	63	59	59	67	68	60.4	544
Held for Other Jurisdictions	53	54	62	43	44	42	58	47	63	51.8	466
Total Conditionally Released	262	275	267	219	265	237	228	241	255	249.9	2,249
Percent Conditionally Released	30.22%	30.56%	33.71%	30.54%	34.42%	31.02%	29.12%	31.71%	30.61%	31.3%	31.3%
Pre-Arrestment Releases	151	173	163	140	150	151	126	130	138	146.9	1,322
Court Disposition Releases	111	102	104	79	115	86	102	111	117	103.0	927
Total of Individuals Lodged	605	625	525	498	505	527	555	519	578	548.6	4,937
LANCASTER CORRECTIONAL FACILITY											
Average Daily Population	147.5	146.1	154.5	148.7	151.3	143.7	144.7	148.8	144.0	147.7	N/A
High for Month	154	153	160	160	159	150	152	159	156	155.9	N/A
Low for Month	140	135	142	134	138	134	129	136	130	135.3	N/A
County Work Release					7	3	6	6	9	6.2	31
District Work Release					23.5	22.5	23.6	24.6	25.2	23.9	119
Estimated Value of Inmate Labor	\$4,720	\$4,452	\$2,762	\$5,119	\$5,488	\$5,757	\$6,880	\$2,291	\$5,148	\$4,735	\$42,616
MEDICAL/MENTAL HEALTH SERVICES											
Referred to Jail Physician	63	54	70	74	55	80	67	60	64	65	587
Referred to Mental Health/LRC	3	3	3	4	2	4	2	1	2	3	24
Transferred to Emergency Room	12	16	9	9	7	14	6	2	9	9	84