

# LANCASTER COUNTY CORRECTIONS DEPARTMENT

---

605 SOUTH TENTH STREET  
LINCOLN, NE 68508  
(402) 441-7530  
FAX: 441-8946

MICHAEL THURBER, DIRECTOR

## LANCASTER COUNTY CORRECTIONS BOARD

### -AGENDA-

October 13, 2011  
Thursday @ 8:30

**LANCASTER COUNTY CORRECTIONS BOARD**

**- AGENDA -**

**Thursday, October 13, 2011  
8:30 a.m.**

**I. Approval of the July 14, 2011 Meeting**

**II. Population Statistics**

- A. Population Comments
- B. Population Graphs-Appendix 1
- C. Fiscal Year 2011 Monthly Statistical Report-Appendix 2
- D. Fiscal Year 2012 Monthly Statistical Report-Appendix 3

**III. Department Activities**

- A. Training
- B. Mental Health Jail Diversion Project
- C. Out of County Housing
- D. LCF/Work Crew Activities
- E. Programs Division
- F. Transition Activities

**IV. Adjournment**

Attachments.

- 1- Population Graphs
- 2- Monthly Status Reports
- 3- July 14, 2011 Minutes
- 4- Community Service Program/County Road Litter Pick -Up

**Lancaster County Corrections Board**  
Meeting of Thursday, October 13, 2011

**I. APPROVAL OF MINUTES- July 14, 2011**

<b>II. POPULATION STATISTICS</b>	<u>2010</u> <b>July-Sept.</b>	<u>2011</u> <b>July-Sept.</b>	<b>Change</b>
<b>Average Daily Population</b>	524.8	546.4	+ 4.1%
JAIL/out of county	373.4	397.1	+ 6.3%
LCF	151.4	149.4	- 1.3%
<b>Total Bookings</b>	2,629.0	2,559.0	- 2.7%
Average per month	876.3	853.0	
<b>Total Lodgings</b>	1,766.0	1,755.0	- .06%
Average per month	588.7	585.0	
<b>Platte County Inmate Housing (Sept. '05)</b>			
Average per month	9.3	24.7	
<b>Butler County Inmate Housing (May '07)</b>			
Average per month	14.7	19.9	
<b>Saline County Inmate Housing (Aug. 2010)</b>			
Average per month	8.7	15.8	
<b>Saunders Co. Inmate Housing (July '09)</b>			
Average per month	51.0	13.4	
<b>Dawson Co. Inmate Housing (June '11)</b>	<u>0.0</u>	<u>18.0</u>	
<b>TOTAL ADP</b>	<b>83.7</b>	<b>91.8</b>	<b>+ 9.7%</b>
<b>Behavior Health/Jail Diversion Total</b>	10.0	14.0	+4 individuals
<b>Pretrial Release /CC Total</b>	9.0	19.0	+10 individuals
<b>Sentence Conversion/House Arrest Total</b>	<u>16.0</u>	<u>13.0</u>	-3 individuals
<b>TOTALS</b>	<b>35.0</b>	<b>46.0</b>	<b>+11 individuals</b>

**A. Population Comments**

Overall population grew by 4% from July through September, 2011. The downtown facility grew by 6.3% which represents our largest population growth over any period since 1991. With this sharp growth, our out of county housing has also increased. Since adding Dawson County in late June, 2011, we have been able to cope with the abrupt reduction in beds offered from Saunders County.

During this quarter, there were 46 inmates released to Mental Health, Jail Diversion, Community Corrections or to the Sentence Conversion Program.

**B. Population Graph (see attached) Appendix 1**

The population graph shows the month to month populations for FY11 and FY12. This graph shows the facility's rated capacity as of 1991 when the Adult Detention Facility opened.

**C. Monthly Statistical Report (see attached) Appendix 2 & 3-FY11, FY12**

This is a statistical report giving the average daily population for both facilities, number of bookings, types of arrests and releases, as well as medical and mental health services provided.

### III. DEPARTMENT ACTIVITIES

#### A. TRAINING

In the period from July 1<sup>st</sup> through September 30<sup>th</sup>, the training division handled approximately 441 applications for Correctional Officer positions. Orientation training was provided for six new full-time and two new on-call officers.

Six Full-Time Officers completed the 12 week Field Training Officer Program, designed to help in the training of new officers in their first three months on the job. Five other officers were still a part of the program by the end of this period.

Sgt. Brandt conducted 56 major disciplinary hearings during this period. He has been taking on the bulk of the hearings during times when the regular Disciplinary Hearing Officer is absent. Sgt. Brandt also provided emergency procedures training to several nurses.

At the end of this quarter, there were eight officers attending the Officer's Training Academy, which is an 80 hour training course intended for officers who have been with the department for approximately 3 to 6 months.

**On September 13, a new inmate management system, created by Information Services, was successfully implemented. Startup of the new system was preceded by training of selected correctional staff. Training then took place for all staff in August into early September. Lt. Anderson oversaw the training for virtually the entire department. There were no major issues with the startup or use of the program during the first month. Information Services staff continue to work on minor issues and requests to refine the system.**

#### B. MENTAL HEALTH JAIL DIVERSION PROJECT

From July-September, 2011, the Jail Diversion Project screened 61 individuals, with August almost being double the normal number of screenings. Thirteen individuals were accepted, seven were in custody, four were Community Corrections referrals, and one was referred by the Public Defender. Ten individuals were terminated during this time period and two were successfully closed.

Since July 1, Community Mental Health became apart of Community Corrections and the Lancaster County Drug Court. The Project continues to complete pre-treatment assessments for the Drug Court referrals. They currently have a student who assists six clients for weekly individual therapy while our staff keep sessions to two individuals while assisting four others as needed.

#### C. OUT OF COUNTY HOUSING

Lancaster County continues to house inmates in Platte, Butler, Saunders, Saline and Dawson counties due to overcrowding. During the months of July-September, 2011, we maintained an average population of 24.7 inmates in Platte County. During this same time period, six round trips were made, moving 33 inmates between the two facilities.

Butler County's average population for this time period was 19.9 with 24 inmates moved between the two facilities.

Saunders County's average population for this period was 13.4 with 28 inmates moved between the two facilities.

Saline County's average population for this period was 15.8 with 19 inmates moved between the two facilities.

Dawson County's average population from July-September, 2011 was 18 with 21 inmates moved between the two facilities.

In addition, the transport division transported 3,523 inmates to court, medical appointments or other locations. This required approximately 1,272 staff hours to complete.

#### **D. LCF & WORK CREW ACTIVITIES**

July 2011-Crews moved City Maintenance to the Experian Building for two days and then moved surplus furniture to Adult Probation. The rest of the month consisted of general maintenance and building repairs including preventative maintenance on the exterior security lights and roof top replacement filters.

August 2011-D pod dorm was remodeled due to some vandalism. Drywall was replaced, walls repainted and new baseboards were installed. Three days were spent picking up barrels for the Annual Food Bank Drive.

Crews worked from August 4-14 at the Lancaster County Fair. The crew of four inmates assisted with trash removal during each evening of the fair, providing 256 hours. Staff reported 62 hours of assistance at the fair.

September 2011-More painting and drywall repairs were done in several dorms. Damaged ceramic baseboards were replaced in the inmate restrooms. The rest of the month consisted of general maintenance and repairs.

Please see the Community Service Program /County Road Litter Pick-Up Program attachment showing hours and distance provided by crews over this past quarter.

#### **E. PROGRAMS DIVISION**

Correct Care Solutions' mental health practitioners coordinated an average of 47 evaluations per month with their psychiatrist in the months of July, August, and September 2011. An average of three inmates per month were placed into Emergency Protective Custody and transferred with a jail hold to the Crisis Center, due to meeting the criteria of mental illness and dangerousness to oneself or others. Mental health practitioners had an average of 571 contacts with inmates each month July through September 2011, in which mental health, personal problems, or coping with confinement concerns were addressed.

Correctional Specialists and the Chaplain coordinated an average of 125 educational, self-help, and religious programs per month during this quarter. This number represents programs offered at both the downtown Intake & Detention Facility and the Airpark Lancaster Correctional Facility.

The Work Release Coordinator reviewed an average of 161 court ordered release applications per month July through September 2011. This number reflects both District and County Court applications. The average number of individuals on work release in these months was 41 .

**F. TRANSITION ACTIVITIES**

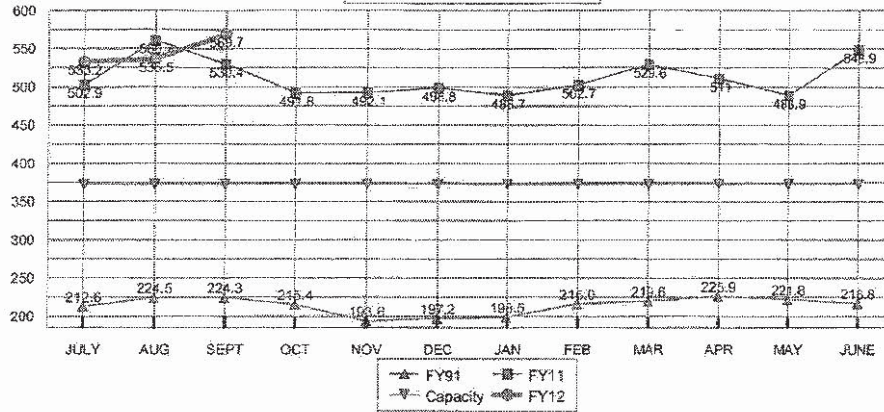
We are continuing our work with policy and scenario development. The transition team is currently coordinating 16 committees and has written 76 distinct scenarios. These range from booking in individuals to inmate movement. In addition, we have developed nearly a dozen policies and are working on several more.

The data and fiber installation RFP has been completed and work has begun. An agreement with First Wireless is nearly finalized and they should be designing a radio system for the new facility shortly. Staff and detention furnishings have been specified by Clark Enersen and presented to purchasing in preparation for bidding. Video visitation policy and design are in the final phases.

A preliminary door labeling strategy has been completed. We continue to review inmate classification in an attempt to utilize the new spaces as efficiently and safely as possible. The video arraignment system continues to move forward. Two court rooms have been identified and design work is progressing. We are also in the design phase of updating our current web page.

**V. ADJOURNMENT**

**TOTAL POPULATIONS  
 FY91, FY11, FY12**

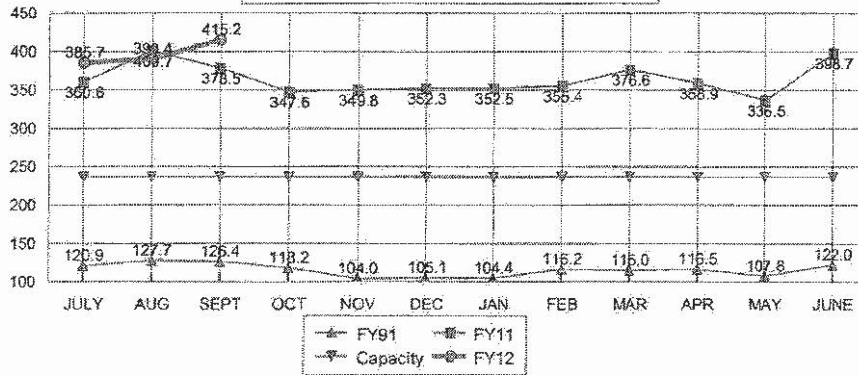


AVERAGES

FY12 TO DATE	546.5
FY11 SAME PERIOD	531.3
FY11 TO YR-END	512.2

2.8%	Change in FY12 to date over same period last year
6.7%	Change in FY12 to date over FY11 average to year-end

**JAIL-OFF SITE CO. POPULATION  
 FY91, FY11, FY12**

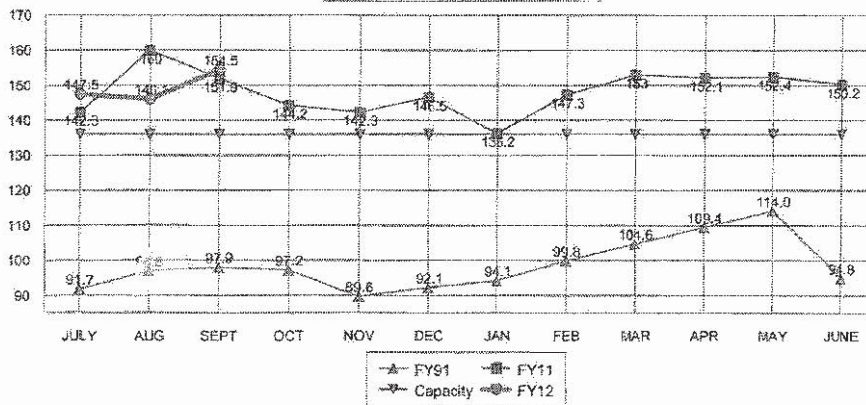


AVERAGES

FY12 TO DATE	397.1
FY11 SAME PERIOD	379.9
FY11 TO YR-END	364.0

4.5%	Change in FY12 to date over same period last year
9.1%	Change in FY12 to date over FY11 average to year-end

**LCF-ONLY POPULATION  
 FY91, FY11, FY12**



AVERAGES

FY12 TO DATE	149.4
FY11 SAME PERIOD	151.4
FY11 TO YR-END	148.2

-1.3%	Change in FY12 to date over same period last year
0.8%	Change in FY12 to date over FY11 average to year-end

**LANCASTER COUNTY CORRECTIONS DEPARTMENT  
MONTHLY STATUS REPORT**

	2010												2011												TOTAL TO DATE
	JUL	AUG	SEP	OCT	NOV	DEC	JAN	FEB	MAR	APR	MAY	JUN	JAN	FEB	MAR	APR	MAY	JUN							
Average Daily Population	287.3	305.0	276.9	293.2	296.2	290.9	282.8	282.8	295.4	286.0	279.8	307.4											290.3	N/A	
High for Month	302	321	317	315	316	313	303	311	334	332	316	327											317.3	N/A	
Low for Month	272	281	252	272	285	257	270	258	276	257	259	289											269.8	N/A	
Platte County ADP	10.0	9.0	9.0	9.0	7.0	6.4	7.1	7.9	9.2	6.6	7.0	31.4											10.0	N/A	
Butler County ADP	14	14	16	9	9	10	11	16	18	10	8	13											12.3	N/A	
Saline County ADP	0	11	15	5	6	2	2	0	2	4	4	14											5.3	N/A	
Saunders County ADP	43	56	54	24	22	32	40	39	45	44	32	19											37.4	N/A	
Dawson County ADP																							8.2	N/A	
Total Number of Bookings	828	945	856	821	818	736	761	731	845	745	839	895											818.3	9,820	
Felony Arrests	157	176	160	173	177	161	147	144	176	152	168	192											165.3	1,983	
Misdemeanor Arrests	540	609	568	527	503	466	478	432	497	465	509	556											512.5	6,150	
Felons Sentenced	22	25	18	22	11	15	29	19	23	15	22	23											20.3	244	
Misdemeanants Sentenced	58	70	58	55	62	51	48	78	78	58	73	68											63.1	757	
Held for Other Jurisdictions	51	65	52	44	65	43	59	58	71	53	67	56											57.0	684	
Total Conditionally Released	275	298	290	299	291	212	239	219	284	275	270	281											269.4	3,233	
Percent Conditionally Released	33.21%	31.53%	33.88%	36.42%	35.57%	28.80%	31.40%	29.96%	33.61%	36.91%	32.18%	31.40%											32.9%	32.9%	
Pre-Arrestment Releases	163	174	202	188	159	136	140	123	175	165	181	176											165.2	1,982	
Court Disposition Releases	112	124	88	111	132	76	99	96	109	110	89	105											104.3	1,251	
Total of Individuals Lodged	553	647	566	522	527	524	522	512	561	470	569	614											548.9	6,587	
<b>LANCASTER CORRECTIONAL FACILITY</b>																									
Average Daily Population	142.3	160.0	151.9	144.2	142.3	146.5	136.2	147.3	153.0	152.1	152.4	150.2											148.2	N/A	
High for Month	164	165	159	152	154	155	147	156	156	155	157	155											156.3	N/A	
Low for Month	131	150	146	130	130	137	128	134	148	147	145	144											139.2	N/A	
Estimated Value of Inmate Labor	\$3,589	\$3,688	\$3,415	\$3,698	\$3,248	\$3,168	\$3,785	\$4,336	\$5,532	\$4,365	\$4,488	\$4,481											\$3,982	\$47,786	
<b>MEDICAL/MENTAL HEALTH SERVICES</b>																									
Referred to Jail Physician	38	50	34	27	36	37	29	25	20	23	6	93											35	418	
Referred to Mental Health/LRC	1	3	2	6	3	6	3	2	1	0	2	1											3	30	
Transferred to Emergency Room	3	4	5	5	6	8	6	5	4	6	5	14											6	71	



LANCASTER COUNTY CORRECTIONS DEPARTMENT  
MONTHLY STATUS REPORT

FISCAL YEAR 2012

	2012												TOTAL TO DATE		
	JUL	AUG	SEP	OCT	NOV	DEC	JAN	FEB	MAR	APR	MAY	JUN			
Average Daily Population	294.7	295.7	309.2											299.9	N/A
High for Month	311	319	322											317.3	N/A
Low for Month	270	272	293											278.3	N/A
Platte County ADP	26.0	22.5	25.5											24.7	N/A
Butler County ADP	17	21	22											19.8	N/A
Saline County ADP	17	15	16											15.6	N/A
Saunders County ADP	13	12	15											13.1	N/A
Dawson County ADP	13.5	19.2	21.2											18.0	N/A
Total Number of Bookings	867	900	792											853.0	2,559
Felony Arrests	148	184	145											159.0	477
Misdemeanor Arrests	536	576	507											539.7	1,619
Felons Sentenced	25	19	17											20.3	61
Misdemeanants Sentenced	55	65	60											60.0	180
Held for Other Jurisdictions	53	54	62											56.3	169
Total Conditionally Released	262	275	267											268.0	804
Percent Conditionally Released	30.22%	30.56%	33.71%											31.5%	31.5%
Pre-Arrestment Releases	151	173	163											162.3	487
Court Disposition Releases	111	102	104											105.7	317
Total of Individuals Lodged	605	625	525											585.0	1,755
LANCASTER CORRECTIONAL FACILITY															
Average Daily Population	147.5	146.1	154.5											149.4	N/A
High for Month	154	153	160											155.7	N/A
Low for Month	140	135	142											139.0	N/A
Estimated Value of Inmate Labor	\$4,720	\$4,452	\$2,762											\$3,978	\$11,934
MEDICAL/MENTAL HEALTH SERVICES															
Referred to Jail Physician	63	54	70											62	187
Referred to Mental Health/LRC	3	3	3											3	9
Transferred to Emergency Room	12	16	9											12	37

**MINUTES  
BOARD OF CORRECTIONS  
QUARTERLY MEETING  
COUNTY-CITY BUILDING, ROOM 113  
THURSDAY, JULY 14, 2011  
8:30 A.M.**

Board Members Present: Bernie Heier, Chair  
Jane Raybould, Vice Chair  
Larry Hudkins  
Deb Schorr

Board Members Absent: Brent Smoyer

Others Present: Mike Thurber, Corrections Director  
Kerry Eagan, Chief Administrative Officer  
Gwen Thorpe, Deputy Chief Administrative Officer  
Dan Nolte, County Clerk  
Cori Beattie, Deputy County Clerk  
Ann Taylor, County Clerk's Office

The Chair opened the meeting at 8:36 a.m.

**AGENDA ITEM**

**1 APPROVAL OF BOARD OF CORRECTIONS MINUTES OF  
THURSDAY, FEBRUARY 3, 2011**

**MOTION:** Schorr moved and Hudkins seconded approval of the February 3, 2011 Board of Corrections Meeting minutes. Hudkins, Schorr, Raybould and Heier voted aye. Smoyer was absent from voting. Motion carried 4-0.

**2 POPULATION STATISTICS**

A. Population Comments

Mike Thurber, Corrections Director, said the department had a 2% growth in average daily population this quarter, compared to the same period in 2010. Out-of-county housing increased significantly and the current average is 73 inmates, compared to 50 inmates for the same period in 2010. The Mental Health Jail Diversion Program, pre-trial/post arraignment release and sentence conversion removed 85 inmates from custody this quarter.

B. Population Graphs

See agenda packet.

C. Fiscal Year 2010 Monthly Statistical Report

See agenda packet.

D. Fiscal Year 2011 Monthly Statistical Report

See agenda packet.

**NOTE:** The following graphs were also presented (Exhibit A): 1) Total Days Served Fiscal Year 1991-2011; and 2) Lancaster County Corrections Department, Average Population by Year.

**3 DEPARTMENT ACTIVITIES**

A. Training

Thurber said the Training Division handled 678 applications for Correctional Officer positions this quarter. Orientation training was provided to 12 new full-time officers and three on-call officers. Training was also provided to a Drug Court staff member, an intern, the new chaplain and six Correct Care Solutions (CCS) employees. **NOTE:** The County has contracted with CCS for inmate medical services. He also reported that the National Institute of Corrections (NIC) has funded How to Open New Institutions (HONI) training for staff.

B. Mental Health Jail Diversion Program

Thurber said 14 new clients were accepted into the program this quarter. One case was closed and three were terminated.

C. Out-of-County Housing

Thurber said Dawson County was added as an out-of-county housing option. Inmates are also housed in Butler, Platte, Saline and Saunders counties.

Raybould asked how many provide transport. Thurber said four of the five.

D. Lancaster Correctional Facility (LCF)/Work Crew Activities

Thurber said work crew activities this quarter include routine maintenance, assisting departments with moves, assisting election officials with loading voting equipment, and litter cleanup for the Lincoln Marathon. He noted work crews will also be assisting with cleanup at the Lancaster County Fair.

E. Programs Division

Thurber said Correct Care Solutions (CCS) is fully staffed. He said the pharmaceutical changes have been the most difficult piece of the transition (getting prescriptions transferred to less expensive medications).

Thurber said the Work Release Coordinator reviewed an average of 86 court-ordered release applications per month this quarter. An average of 40 individuals were on work release each day.

Raybould asked Thurber whether they are tracking the types of offenses. Thurber said they have been looking at felony arrests which account for approximately 20% of the population.

F. Transition Activities

Item was not covered.


**4 NEW BUSINESS**

A. Sampson Construction Update

Chuck Richter, Sampson Construction Company, appeared and gave an update on the new Lancaster County Adult Detention Facility (LCADF) construction (see Exhibit B for progress photographs). He said he anticipates the facility will be substantially completed by February, 2012.

**5 ADJOURNMENT**

**MOTION:** Hudkins moved and Schorr seconded to adjourn the meeting at 9:04 a.m. Hudkins, Schorr, Raybould and Heier voted aye. Smoyer was absent from voting. Motion carried 4-0.

  
\_\_\_\_\_  
Dan Nolte, Lancaster County Clerk



**LANCASTER COUNTY CORRECTIONS  
COMMUNITY SERVICE PROGRAM  
COUNTY ROAD LITTER PICK-UP  
July, August, September 2011**

**NUMBER OF COUNTY ROAD CLEAN-UP TRIPS: 23**

**TOTAL INMATE HOURS WORKED: 552.5**

**TOTAL STAFF HOURS WORKED: 154.5**

**ROAD DISTANCE CLEARED OF LITTER: 144.5 miles (1 mile = both sides of road)**

**BAGS OF LITTER REMOVED: 119**

**Additional Activity:**

**Lancaster County Fair:** from August 4 through August 14 (11 days) - 256 hours of inmate labor and 62 staff hours. The crew of four inmates assisted with trash removal nightly during each evening of the fair.

**LANCASTER COUNTY CORRECTIONS DEPARTMENT**