

# LANCASTER COUNTY CORRECTIONS DEPARTMENT

---

605 SOUTH TENTH STREET  
LINCOLN, NE 68508  
(402) 441-7530  
FAX: 441-8946

MICHAEL THURBER, DIRECTOR

## LANCASTER COUNTY CORRECTIONS BOARD

-AGENDA-

May 6, 2010  
Thursday @ 8:30

LANCASTER COUNTY CORRECTIONS BOARD

- AGENDA -

Thursday, May 6, 2010  
8:30 a.m.

**I. Approval of the February 4, 2010 Meeting**

**II. Population Statistics**

- A. Population Comments
- B. Population Graphs-Appendix 1
- C. Fiscal Year 2010 Monthly Statistical Report-Appendix 2
- D. Fiscal Year 2009 Monthly Statistical Report-Appendix 3

**III. Department Activities**

- A. Training
- B. Mental Health Jail Diversion Project
- C. Out of County Housing
- D. LCF/Work Crew Activities
- E. Programs Division
- F. Transition Activities

**IV. New Business**

- A. AIA Announcement-Greg Newport, The Clark Enersen Partners

**V. Adjournment**

Attachments.

- 1- February 4, 2010 Minutes
- 2- Population Graphs
- 3- Monthly Status Reports

**Lancaster County Corrections Board**  
Meeting of Thursday, May 6, 2010

**I. APPROVAL OF MINUTES- Feb. 4, 2010**

<b>II. POPULATION STATISTICS</b>	<b><u>2009</u></b>	<b><u>2010</u></b>	<b>Change</b>
	<b>Jan.-March</b>	<b>Jan.-March</b>	
<b>Average Daily Population</b>	468.8	468.7	0.0%
JAIL/ Platte/Butler	323.9	328.6	+ 1.5 %
LCF	144.9	140.1	- 3.3 %
<b>Total Bookings</b>	2,696.0	2,281.0	- 15.4%
Average per month	898.7	760.3	
<b>Total Lodgings</b>	1,717.0	1,508.0	- 12.2%
Average per month	572.3	502.7	
<b>Platte County Inmate Housing (Sept. '05)</b>			
Average per month	25.7	16.6	- 35.5%
<b>Butler County Inmate Housing (May '07)</b>			
Average per month	17.3	10.5	- 39.2%
<b>York County Inmate Housing (Oct. '07)</b>			
Average per month	3.3	0.0	- 100 %
<b>Saunders Co. Inmate Housing (July '09)</b>	0.0	26.6	+ 100%
Average per month			

**A. Population Comments**

The department had virtually identical average daily population numbers during the first three months of 2010 as compared to 2009. We did experience a decrease of 415 individuals booked into our facility over this reporting period. We also experienced a 12% decrease in our monthly lodgings during this quarter.

Our out of county housed inmates did increase by 7% during the first quarter of 2010. We will be discussing our plans for FY2010-2011 regarding housing during budget hearings.

**B. Population Graph (see attached) Appendix 1**

The population graph shows the month to month populations for FY09 and FY10. This graph shows the facility's rated capacity as of 1991 when the Adult Detention Facility opened.

**C. Monthly Statistical Report (see attached) Appendix 2 & 3, FY09 & FY10**

This is a statistical report giving the average daily population for both facilities, number of bookings, types of arrests and releases, as well as medical and mental health services provided.

### **III. DEPARTMENT ACTIVITIES**

#### **A. TRAINING**

In the period from January-March, 2010, the training division handled approximately 461 applications for Correctional Officer positions. Orientation training was provided for seven new officers, six full-time and one on-call, along with one part-time nurse.

An in-service training class was conducted for CPR, AED and First Aid. This class was attended by all uniform staff as well as several administrative and support staff.

Five officers attended the Officer's Training Academy, which is an 80 hour training course intended for officers who have been with the department for approximately 3 to 6 months.

#### **B. MENTAL HEALTH JAIL DIVERSION PROJECT**

The Mental Health Jail Diversion Project has accepted 15 new individuals, successfully closed two cases and terminated nine. Initial screenings were completed on 39 individuals during this quarter. Currently, they have 27 active participants.

The Diversion Project is currently pursuing funds to serve individuals who may have qualified for the program but ended up being sentenced. They would be accepting 12 individuals per year who are completing their sentence. They will be asking for assistance how to identify potential candidates from our programs staff.

#### **C. OUT OF COUNTY HOUSING**

Lancaster County continues to house inmates in Platte, Butler, and Saunders counties due to overcrowding. During the months of January, February and March 2010, we maintained an average population of 16.6 inmates in Platte County. During this same time period, 16 round trips were made moving 61 inmates between the two facilities.

Butler County's average population for this time period was 10.5 with 34 inmates moved between the two facilities.

Saunders County's average population for this period was 26.6. One hundred fifty inmates were moved between the two facilities.

In addition, the transport division transported 2,623 inmates to court, medical appointments or other locations. This required approximately 1,267 staff hours to complete.

#### **D. LCF & WORK CREW ACTIVITIES**

During January 2010, the work crews were busy with snow removal at LCF. They also spent many hours scraping and repairing ceilings in the restrooms, library and the north hallway areas.

February was spent spraying the ceilings along with general maintenance of the facility. Work crews assisted with moving several agencies including Building & Safety, Urban Development and the Mayor's Office. This also included moving their surplus property to storage. The moves took approximately 10 days to complete.

During the month of March, seven days were spent moving the offices of Risk Management and Personnel which included moving their surplus property. Work crews completed the complete remodel of L Dorm at LCF and continued with general maintenance throughout the facility.

#### **E. PROGRAMS DIVISION**

The Correctional Specialists coordinated an average of 34 evaluations per month with the consulting psychiatrist in the months of January, February, and March, 2010. An average of two inmates per month were placed into Emergency Protective Custody and transferred with a jail hold to the Crisis Center or Lincoln Regional Center, due to meeting the criteria of mental illness and dangerousness to oneself or others.

Correctional Specialists had an average of 533 contacts with inmates this quarter, in which mental health, personal problems, or coping with confinement concerns were addressed.

In addition to attending to the mental health needs of inmates, and providing support and assistance in coping with confinement, Correctional Specialists and the Chaplain coordinated an average of 148 educational, self-help, and religious programs per month during this time period. This number represents programs offered at both the downtown Intake & Detention Facility and the Airpark Lancaster Correctional Facility.

The Work Release Coordinator reviewed an average of 164 court ordered release applications per month in January, February, and March, 2010. This number reflects both District and County Court applications. The average number of individuals on work release in these months was 37.

## F. TRANSITION ACTIVITIES

This quarter has involved many differing aspects of planning for the new facility. The process of identifying the units and corresponding cells or beds is nearly complete. An alphabetical and numerical system was formulated which is similar to the current facility, making the transition easier for staff to understand.

Bob Jarrett and Brad Johnson reviewed the specification for attic stock and created an inventory for security glazing. Glazing panels are at great risk of being damaged where they are located and additional panels were requested for on site storage providing efficient and timely replacement.

Transition staff worked on a potential staffing plan for the new facility. The NIC formula which incorporates staff leave averages and post requirements was utilized for this process.

The process of establishing a keying plan is underway. PSA-Dewberry Consultants created a preliminary plan which correctional staff are working with. We are fine tuning this plan in an effort to meet our unique processes and philosophies.

A tour of the Hall of Justice was conducted for Sampson Construction and Commonwealth Electric, in an effort to identify infrastructure needs and routing for the video arraignment system. Further meetings have been conducted to discuss possible Public Defender connections to the video visitation system.

Continued coordination with Public Works and DEC has moved our departments closer towards a joint effort in delivering fiber optics to the new facility.

Accurate Controls has provided a preliminary sample of the touch screen controls for the new electronic security system. Officer Dave Marreel and Brad Johnson took the opportunity to review their work thus far and provide feedback.

Work continues with Clark Enersen regarding potential furnishing specifications and layout. Several sample chairs have been placed into service for staff feedback and durability testing.

The process of selecting food trays for the new facility has started. Due to the distances involved and likely time durations between tray preparation and delivery, temperature retention has been a focus. As a result, Sgt. Bob Cook conducted tests on three differing trays to determine which one performs the best. Furthermore, several staff toured the Tecumseh State Prison food service area. They utilize an insulated food tray cart that is being considered for the new facility.

Finally, several staff have formed a committee to work through potential processes of the new booking area. We have been meeting every two weeks developing a flow chart as well as discussing the processes that will be involved during the booking procedure.

IV. NEW BUSINESS

A. AIA ANNOUNCEMENT

Greg Newport, The Clark Enersen Partners

V. ADJOURNMENT

**MINUTES  
BOARD OF CORRECTIONS  
QUARTERLY MEETING  
COUNTY-CITY BUILDING, ROOM 113  
THURSDAY, FEBRUARY 4, 2010  
8:45 A.M.**

Board Members Present: Bob Workman, Vice Chair  
Larry Hudkins  
Ray Stevens  
Deb Schorr

Board Members Absent: Bernie Heier, Chair

Others Present: Mike Thurber, Corrections Director  
Brad Johnson, Transition Coordinator  
Kerry Eagan, Chief Administrative Officer  
Gwen Thorpe, Deputy Chief Administrative Officer  
Dan Nolte, County Clerk  
Cori Beattie, Deputy County Clerk  
Ann Taylor, County Clerk's Office

The Vice Chair opened the meeting at 8:40 a.m.

**AGENDA ITEM**

**1 APPROVAL OF BOARD OF CORRECTIONS MINUTES OF THURSDAY, OCTOBER 15, 2009**

**MOTION:** Stevens moved and Schorr seconded approval of the October 15, 2009 Board of Corrections Meeting minutes. Hudkins, Stevens, Schorr and Workman voted aye. Motion carried.

**2 POPULATION STATISTICS**

A. Population Comments

Mike Thurber, Corrections Director, reported an 8.6% increase in population growth for the fourth quarter of 2009, compared to the same period in 2008. He said there was a decrease in overall bookings for the same time period, which indicates inmates are being held longer.



B. Population Graphs

See agenda packet.

C. Calendar Year 2008 Monthly Statistical Report

See agenda packet.

D. Calendar Year 2009 Monthly Statistical Report

See agenda packet.

**3 DEPARTMENT ACTIVITIES**

A. Training

Thurber said there were 500 applications for Correctional Officer positions and 37 applications for a Corrections Nurse position this quarter. Employment stays full, due to continuous recruitment efforts. Three full-time officers completed the Field Training Officer Program this quarter. An in-service training class on intra-personal communication skills for all uniformed staff was also provided.

B. Mental Health Jail Diversion Program

Thurber said 7 individuals were accepted into the Mental Health Jail Diversion Program this quarter. Two cases were successfully closed and 10 were terminated for non-compliance. He said there are currently 33 active participants, noting 5 are enrolled in Drug Court. No referrals were made to Community Corrections this quarter.

C. Out-of-County Housing

Thurber said they continue to house inmates in Butler, Platte and Saunders Counties, due to overcrowding. He said he is looking at adding a fourth out-of-county jail in 2010.

D. Lancaster Correctional Facility (LCF)/Work Crew Projects

Thurber said the jail work crew performed routine facility maintenance, snow removal and moved surplus furniture from the County-City Building to the K Street Complex.

#### E. Programs Division

Thurber said there were an average of 38 evaluations per month with the consulting psychiatrist this quarter. An average of 4 inmates were placed into Emergency Protective Custody per month and were transferred to the Crisis Center or Lincoln Regional Center with a jail hold. The Chaplain is working on new programs and is trying to bring in more volunteers. The Work Release Coordinator reviewed an average of 164 court-ordered release applications per month this quarter. Thurber said they are working with Cornhusker Place (detoxification program) to start planning new programs. He also reported on two new programs sponsored by Nebraska Wesleyan University: 1) A book club; and 2) Bowls for Backpacks (creating handmade bowls to raise money to help feed Lincoln's hungry children and families).

#### F. Revenue Update

Thurber said the department has collected \$764,766 in revenue, as of December 31, 2009. **NOTE:** \$1,051,000 was budgeted. The collected funds include \$458,500 in state prisoner reimbursement. He said the State was billed \$381,395 for the second quarter and said if the State reimburses the County for the full amount, the department will exceed its revenue projection. Thurber pointed out that since the program began in July, 2002, the State has failed to reimburse the County \$5,760,000 for prisoner housing.

### **4 NEW BUSINESS/TRANSITION ACTIVITIES**

Brad Johnson, Transition Coordinator, said they continue to review and fine-tune the designs. He also reported on meetings that were held to discuss cabling needs, fiber optic delivery and intersection design.

Hudkins asked whether there will be a turning lane.


Thurber said yes, there will turning lanes on both sides. He added they are still working with City Public Works/Utilities on the issue of bus turnoffs.

Johnson said they conducted staff presentations this quarter to update them on the progress and to answer questions. He said they have also begun the process of reviewing departmental policies.

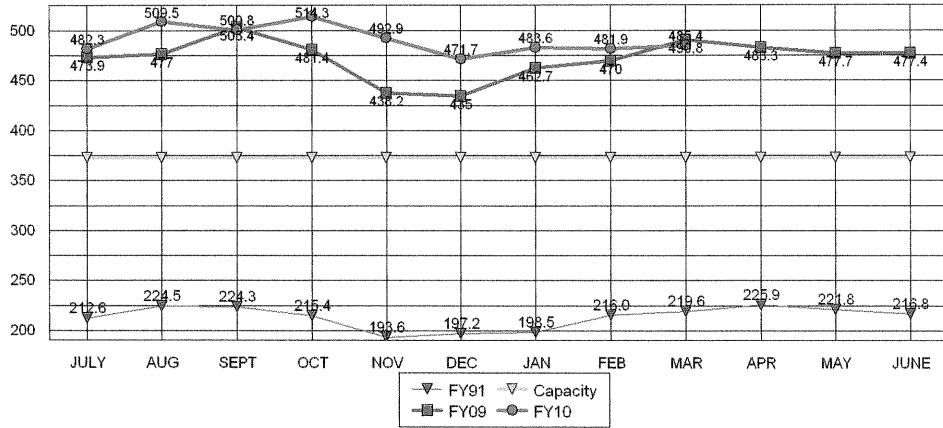
## 5 ADJOURNMENT

By direction of the Vice Chair, the meeting was adjourned at 9:15 a.m.

  
\_\_\_\_\_  
Dan Nolte  
Lancaster County Clerk



**TOTAL POPULATIONS  
 FY91, FY09, FY10**

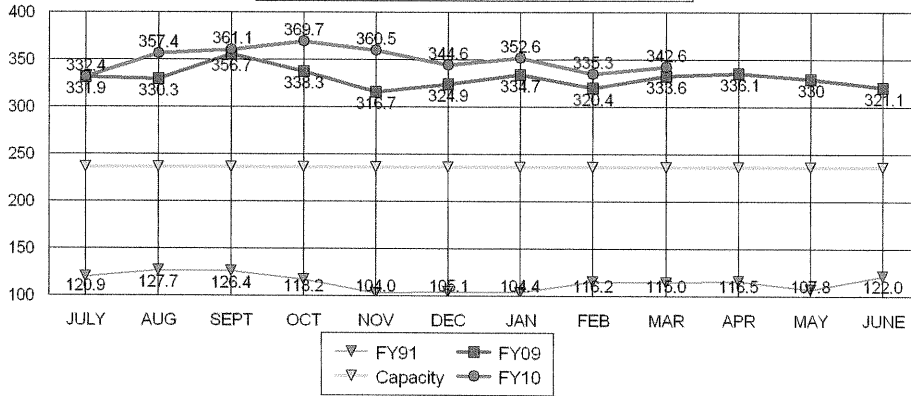


AVERAGES

FY10 TO DATE	491.4
FY09 SAME PERIOD	470.3
FY09 TO YR-END	472.6

4.5%	Change in FY09 to date over same period last year
4.0%	Change in FY09 to date over FY08 average to year-end

**JAIL-OFF SITE CO. POPULATION  
 FY91, FY09, FY10**

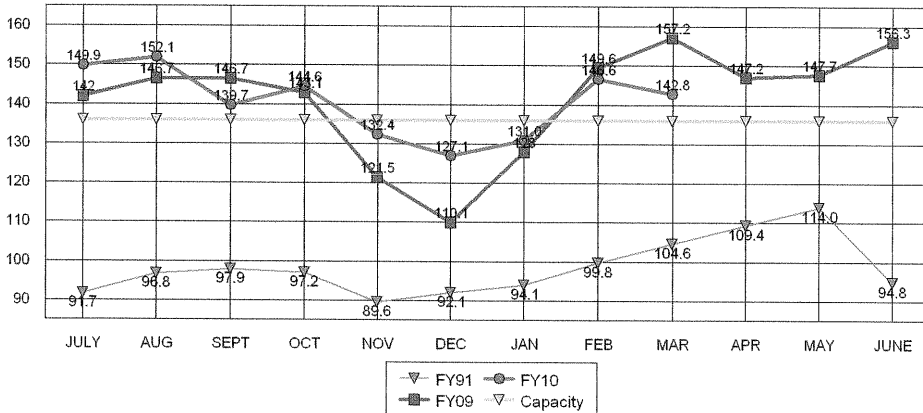


AVERAGES

FY10 TO DATE	350.7
FY09 SAME PERIOD	331.9
FY09 TO YR-END	331.2

5.6%	Change in FY09 to date over same period last year
5.9%	Change in FY09 to date over FY08 average to year-end

**LCF-ONLY POPULATION  
 FY91, FY09, FY10**



AVERAGES

FY10 TO DATE	140.7
FY09 SAME PERIOD	138.3
FY09 TO YR-END	141.3

1.7%	Change in FY09 to date over same period last year
-0.5%	Change in FY09 to date over FY08 average to year-end

**LANCASTER COUNTY CORRECTIONS DEPARTMENT  
MONTHLY STATUS REPORT**

	2010												TOTAL TO DATE	
	2009	JUL	AUG	SEP	OCT	NOV	DEC	JAN	FEB	MAR	AVERAGE TO DATE			
<b>FISCAL YEAR 2010</b>														
Average Daily Population	271.9	271.3	271.0	285.6	275.5	270.7	278.3	263.9	282.5				274.5	N/A
High for Month	301	305	289	299	287	288	301	304	311				298.3	N/A
Low for Month	255	245	261	272	260	255	260	340	249				266.3	N/A
Platte County ADP	25.3	24.6	26.7	28.9	29.6	23.3	23.7	17.0	9.0				23.1	N/A
Butler County ADP	17	19	18	17	14	9	9	11	12				14.0	N/A
York County ADP	2	0	0	0	0	0	0	0	0				0.2	N/A
Saunders County ADP	6	29	33	26	27	25	24	28	27				25.0	N/A
Total Number of Bookings	1010	918	889	816	761	675	817	668	796				816.7	7,350
Felony Arrests	157	135	161	163	137	136	145	113	163				145.6	1,310
Misdemeanor Arrests	707	654	602	528	511	430	545	413	504				543.8	4,894
Felons Sentenced	23	16	24	19	16	13	19	26	25				20.1	181
Misdemeanants Sentenced	59	51	57	58	51	55	59	57	59				56.2	506
Held for Other Jurisdictions	64	62	45	48	46	41	49	63	45				51.4	463
Total Conditionally Released	363	312	286	263	278	199	292	216	265				274.9	2,474
Percent Conditionally Released	35.94%	33.99%	32.17%	32.23%	36.53%	29.48%	36.23%	32.34%	33.29%				33.6%	33.6%
Pre-Arrestment Releases	218	180	186	149	160	114	178	119	163				163.0	1,467
Court Disposition Releases	145	132	100	114	118	85	114	97	102				111.9	1,007
Total of Individuals Lodged	647	606	603	553	483	476	525	452	531				541.8	4,876
<b>LANCASTER CORRECTIONAL FACILITY</b>														
Average Daily Population	149.9	152.1	139.7	144.6	132.4	127.1	131.0	146.6	142.8				140.7	N/A
High for Month	157	162	143	156	144	139	146	159	160				151.8	N/A
Low for Month	140	140	137	139	123	106	110	134	138				129.7	N/A
Estimated Value of Inmate Labor	\$4,375	\$5,307	\$3,150	\$3,537	\$3,444	\$3,321	\$4,024	\$4,597	\$4,481				\$4,026	\$36,235
<b>MEDICAL/MENTAL HEALTH SERVICES</b>														
Referred to Jail Physician	43	35	36	59	27	50	40	40	36				41	366
Referred to Mental Health/LRC	7	4	6	7	2	2	6	2	0				4	36
Transferred to Emergency Room	7	5	5	7	3	7	3	9	8				6	54

**LANCASTER COUNTY CORRECTIONS DEPARTMENT  
MONTHLY STATUS REPORT**

**FISCAL YEAR 2009**

	2009												TOTAL TO DATE	
	JUL	AUG	SEP	OCT	NOV	DEC	JAN	FEB	MAR	APR	MAY	JUN		AVERAGE TO DATE
<b>INTAKE &amp; DETENTION FACILITY</b>														
Average Daily Population	275.5	275.4	297.6	278.0	262.2	274.8	281.6	270.5	280.3	275.9	271.2	266.2	275.8	N/A
High for Month	304	300	318	315	281	300	294	294	310	299	294	287	299.7	N/A
Low for Month	259	258	277	256	247	257	268	252	248	258	253	248	256.8	N/A
Platte County ADP	26.0	26.0	31.4	31.0	27.0	25.0	26.0	25.1	26.0	31.3	28.6	24.6	27.3	N/A
Butler County ADP	16	16	16	15	14	16	17	16	19	19	19	16	16.6	N/A
York County ADP	8	7	5	6	5	2	4	3	3	4	3	4	4.4	
Total Number of Bookings	1073	1097	1034	956	870	809	911	849	936	825	981	798	928.3	11,139
Felony Arrests	174	173	175	165	143	158	167	142	159	152	165	146	159.9	1,919
Misdemeanor Arrests	777	790	752	687	615	542	615	584	633	568	646	524	644.4	7,733
Felons Sentenced	10	11	11	14	11	18	15	11	11	13	23	25	14.4	173
Misdemeanants Sentenced	54	57	44	35	54	45	58	60	74	38	82	57	54.8	658
Held for Other Jurisdictions	99	59	52	55	47	46	56	52	59	54	65	46	57.5	690
Total Conditionally Released	413	432	377	395	364	294	324	337	318	267	368	246	344.6	4,135
Percent Conditionally Released	38.49%	39.63%	36.46%	41.32%	41.84%	36.34%	35.57%	39.69%	33.97%	32.36%	37.51%	30.83%	37.0%	37.0%
Pre-Arrestment Releases	241	247	232	227	210	165	184	186	177	173	210	152	200.3	2,404
Court Disposition Releases	172	185	145	168	154	129	140	151	141	94	158	94	144.3	1,731
Total of Individuals Lodged	669	658	657	561	506	515	587	512	618	558	613	552	583.8	7,006
<b>LANCASTER CORRECTIONAL FACILITY</b>														
Average Daily Population	142.0	146.7	146.7	143.1	121.5	110.1	128.0	149.6	157.2	147.2	147.7	156.3	141.3	N/A
High for Month	151	158	159	163	131	124	149	156	162	160	160	165	153.2	N/A
Low for Month	129	140	134	111	107	95	106	142	149	138	138	148	128.1	N/A
Estimated Value of Inmate Labor	\$3,910	\$3,419	\$2,862	\$2,934	\$2,627	\$3,406	\$2,666	\$2,417	\$3,884	\$4,284	\$6,308	\$5,188	\$3,659	\$43,905
<b>MEDICAL/MENTAL HEALTH SERVICES</b>														
Referred to Jail Physician	36	51	42	46	19	33	35	26	50	54	40	29	38	461
Referred to Mental Health/LRC	1	2	4	7	3	3	2	1	0	3	4	4	3	34
Transferred to Emergency Room	6	6	12	7	4	2	10	8	6	7	6	4	7	78