

# LANCASTER COUNTY CORRECTIONS DEPARTMENT

---

605 SOUTH TENTH STREET  
LINCOLN, NE 68508  
(402) 441-7530  
FAX: 441-8946

MICHAEL THURBER, DIRECTOR

## LANCASTER COUNTY CORRECTIONS BOARD

-AGENDA-

February 19, 2009  
Thursday @ 9:00

**LANCASTER COUNTY CORRECTIONS BOARD**

**- AGENDA -**

**Thursday, Feb. 19, 2009**

**9:00 a.m.**

- I. Approval of the November 13, 2008 Meeting**
  
- II. Population Statistics**
  - A. Population Comments
  - B. Population Graphs-Appendix 1
  - C. Fiscal Year 2008 Monthly Statistical Report-Appendix 2
  - D. Fiscal Year 2009 Monthly Statistical Report-Appendix 3
  
- III. Department Activities**
  - A. Training
  - B. Mental Health Jail Diversion Project
  - C. Out of County Housing
  - D. LCF/Work Crew Activities
  - E. Programs Division
  
- IV. New Business**
  
- V. Adjournment**

Attachments.

- 1- November 13, 2008 Minutes
- 2- Population Graphs
- 3- Monthly Status Reports

**Lancaster County Corrections Board**  
Meeting of Thursday, February 19, 2009

**I. APPROVAL OF MINUTES- Nov. 13, 2008**

<b>II. POPULATION STATISTICS</b>	<b><u>2007</u></b>	<b><u>2008</u></b>	<b>Change</b>
	<b>Oct.-Dec.</b>	<b>Oct.-Dec.</b>	
<b>Average Daily Population</b>	460.9	443.6	- 3.8 %
JAIL/ Platte/Butler	331.4	318.7	- 3.8 %
LCF	129.5	124.9	- 3.6 %
<b>Total Bookings</b>	2,149.0	2,635.0	+22.6%
Average per month	716.3	878.3	
<b>Total Lodgings</b>	1,355.0	1,582.0	+16.8%
Average per month	451.7	527.3	
<b>Platte County Inmate Housing (Sept. 05)</b>			
Average per month	47.8	27.7	-42.1%
<b>Butler County Inmate Housing (May 07)</b>			
Average per month	14.3	15.0	+ 4.7 %
<b>York County Inmate Housing (Oct. 07)</b>			
Average per month	4.7	4.3	- 7.1 %

**A. Population Comments**

Comparing 2007 to 2008 during this quarter, the department has seen a 3.8% decrease in the average daily population. During the same time span of 2008, we have experienced a 22% increase in bookings and a 16% increase in monthly lodgings. If this trend continues in the next quarter, we will begin seeing an increase in our average daily population.

Our out of county holds has shown the largest decrease. Platte County has placed a cap of 27 individuals per day to be housed in their facility. We are showing a 42% decrease during this reporting time compared to the same period of 2007. We are continuing to work with Hall County and will make contact again with Saunders County as possible facilities to enter into a housing contract for this spring or summer.

**B. Population Graph (see attached) Appendix 1**

The population graph shows the month to month populations for FY08 and FY09. This graph shows the facility's rated capacity as of 1991 when the Adult Detention Facility opened.

**C. Monthly Statistical Report (see attached) Appendix 2 & 3, CY08 & CY09**

This is a statistical report giving the average daily population for both facilities, number of bookings, types of arrests and releases, as well as medical and mental health services provided.

### **III. DEPARTMENT ACTIVITIES**

#### **A. TRAINING**

In the period from October 1 through December 31, 2008, the training division conducted approximately 461 interviews with potential Correctional Officer candidates. Orientation training was provided for seven new officers. (one on-call, six full-time)

Three full time officers completed the twelve week Field Training Officer Program, designed to help in the training of new officers in their first three months on the job. Ten other officers are currently enrolled in the program.

An In-Service Training Program was conducted for all uniform staff on procedures for the passing of medications. This class used a newly developed lesson plan which was developed and taught by Assistant Nursing Director, Ina Thiel.

Training was conducted for all food service staff employed by our new food service provider, CBM.

One Lieutenant and two Sergeants attended training in the County's Procedures For Employee Drug and Alcohol Testing. Training was also provided for supervisors on fingerprinting.

Lt. Anderson spoke at the County Government Day event hosted by the County Board for high school students.

#### **B. MENTAL HEALTH JAIL DIVERSION PROJECT**

Currently, the Mental Health Jail Diversion Project is serving 41 individuals. During this quarter, they accepted 17 new individuals, terminated 6, and successfully closed 3 cases. There are 50 additional people who received initial screening but were not accepted into program based on the intent to remain in Lancaster County, refused further screening, didn't have a qualifying mental health diagnosis that could be verified, or were not stable enough to be screened at the time of lodging.

#### **C. OUT OF COUNTY HOUSING**

Lancaster County continues to house inmates in Platte, Butler and York counties due to overcrowding. During the months of October, November and December, 2008, we maintained an average population of 27.7 in Platte County. During this same time period, 23 round trips were made moving 126 inmates between the two facilities.

Butler County's average population during this quarter was 15.0. Twenty seven inmates were moved between the two facilities.

York County's average for the same three months was 4.3 Twenty six inmates were moved between the two facilities.

In addition, the transport division transported 3,400 inmates to court, medical appointments, or other locations. This required approximately 1,529 staff hours to complete.

#### **D. LCF/WORK CREW ACTIVITIES**

During the months of October and November 2008, crews aided in repairing ceilings, mowing and other miscellaneous facility care at LCF along with several days spent painting at the Intake & Detention facility kitchen. They also spent a few days assisting the Election Commissioner during the November election.

In December, crews moved furniture for the County Extension office on two occasions. They also assisted the Health Department with moving office furniture. Crews continued to work on the kitchen at IDF adding a new ceiling in staff areas, painting, and putting up stainless steel sheets to protect walls in area of the kitchen from further damage. All other hours were spent doing routine maintenance at both facilities.

#### **E. PROGRAMS DIVISION**

The Correctional Specialists coordinated an average of 35 evaluations per month with the consulting psychiatrist in the months of October, November, and December, 2008. An average of 4 inmates per month were placed into Emergency Protective Custody and transferred with a jail hold to the Crisis Center or Lincoln Regional Center due to meeting the criteria of mental illness or dangerousness to one self or others.

Correctional Specialists had an average of 584 contacts with inmates during this quarter in which mental health, personal problems, and or coping with confinement concerns were addressed.

In addition to attending to the mental health needs of inmates, Correctional Specialists and the Chaplain coordinated an average of 151 educational, self-help, and religious programs per month during this time period. This number represents programs offered at both the downtown Intake & Detention Facility and Lancaster Correctional Facility at airpark.

The Work Release Coordinator reviewed an average of 129 court ordered release applications per month during this past quarter. This number reflects both District and County Court applications. There was average number of 40 individuals on work release during these months.

#### IV. NEW BUSINESS

During this quarter, the department continued to move forward in the design/planning phase of the expansion project. Transition Coordinator, Brad Johnson, as well as other numerous staff members, participated in several workshops and presentations between October 1 and December 31, 2008.

October 7<sup>th</sup> - Met with Latta Technical Services and initiated discussion concerning electronic security equipment.

October 20<sup>th</sup> - Met with Midwest Storage Solutions to discuss storage needs and review design options.

October 21<sup>st</sup> - Toured Douglas County with primary interest being kitchen design, pre-book and booking, property room, records and infirmary.

October 22<sup>nd</sup> - Reviewed and adjusted building design with PSA Dewberry staff.

October 29<sup>th</sup> - Electrical design including coax location, data lines and receptacle positioning.

December 9<sup>th</sup> - Reviewed and adjusted building design with PSA Dewberry staff.

December 9<sup>th</sup> - Keefe Group demonstration regarding banking and commissary kiosks.

December 10<sup>th</sup> - Met with Latta Technical Services to review and adjust electronic security equipment design.

December 15<sup>th</sup> - Reviewed and adjusted building design with PSA Dewberry staff.

December 18<sup>th</sup> - Met with Midwest Storage Solutions to discuss storage needs and review design options.

In addition to these events, internal planning sessions were conducted with end user groups with particular attention to booking, medical, records and special needs. Furthermore, a total of 14 presentations were conducted for correctional staff detailing proposed design with the intention of soliciting suggestions or comments.

**MINUTES  
BOARD OF CORRECTIONS  
QUARTERLY MEETING  
COUNTY-CITY BUILDING, ROOM 113  
THURSDAY, NOVEMBER 13, 2008  
8:30 A.M.**

Board Members Present: Bob Workman, Vice Chair  
Ray Stevens  
Deb Schorr

Board Members Absent: Bernie Heier, Chair  
Larry Hudkins

Others Present: Mike Thurber, Corrections Director  
Kerry Eagan, Chief Administrative Officer  
Dan Nolte, County Clerk  
Cori Beattie, Deputy County Clerk  
Ann Taylor, County Clerk's Office

The Vice Chair opened the meeting at 8:23 a.m.

**AGENDA ITEM**

**1 APPROVAL OF BOARD OF CORRECTIONS MINUTES OF THURSDAY, JULY 31, 2008**

**MOTION:** Stevens moved and Schorr seconded approval of the Board of Corrections Meeting minutes dated July 31, 2008. Stevens, Schorr and Workman voted aye. Motion carried.

**2 POPULATION STATISTICS**

A. Population Comments

Mike Thurber, Corrections Director, reported a 9% increase in average daily population this quarter. He said there were several population spikes during the July to September reporting period, due to warrant sweeps and drug related arrests.

B. Population Graphs

See agenda packet.

### C. Monthly Statistical Report

See agenda packet.

## **3 DEPARTMENT ACTIVITIES**

### A. Training

Thurber said the Training Division conducted 248 interviews with correctional officer candidates. Orientation training was provided to six new officers. Nine full-time officers completed the Field Training Officer Program. The Training Division also oversaw the department's booth at the Nebraska State Fair.

### B. Mental Health Jail Diversion Program

Thurber said 19 individuals were accepted into the Mental Health Jail Diversion Program this quarter and 71 individuals were identified as possible candidates for the program. The program was able to hire another Intensive Case Manager and is in the process of hiring a Recovery Specialist who will assist individuals in transitioning to other services.

### C. Out-of-County Housing

Thurber said Lancaster County continues to house inmates in Butler, Platte and York Counties, due to overcrowding. He noted the new Hall County jail is open and said, although their rate is a little higher (\$55 per day), they are willing to provide transport.

Stevens asked whether there would be an advantage to consolidating out-of-county placements at one location.

Thurber said there may be, although, it is nice to have options.

### D. Lancaster Correctional Facility (LCF)/Work Crew Projects

Thurber said work crews moved surplus property for the Corrections, Health and Purchasing Departments in preparation for the County Surplus Sale. They also set up tables and chairs for the Food Bank Drive luncheon and collected food barrels from the various departments.

Thurber said road crews completed road pick-up for this year. He said every county road has been picked up within the last three years.



Schorr said the City libraries have been using moving companies to move collections between, and within, libraries and she suggested they consider using the jail work crews instead.

#### E. Programs Division

Thurber said evaluations with the consulting psychiatrist averaged 36 per month. An average of three inmates per month were placed into Emergency Protective Custody (EPC) and were transferred with a jail hold to the Crisis Center or Lincoln Regional Center (LRC).

### **4 NEW BUSINESS**

Thurber noted Ed Winters, one of the Work Release Officers, recently passed away and said this may be an appropriate time to move screening of work release applicants to the Corrections Department.

Thurber said a presentation on plans for the housing and care of mentally ill inmates in the new facility was given to the Community Mental Health Center (CMHC) Advisory Committee.

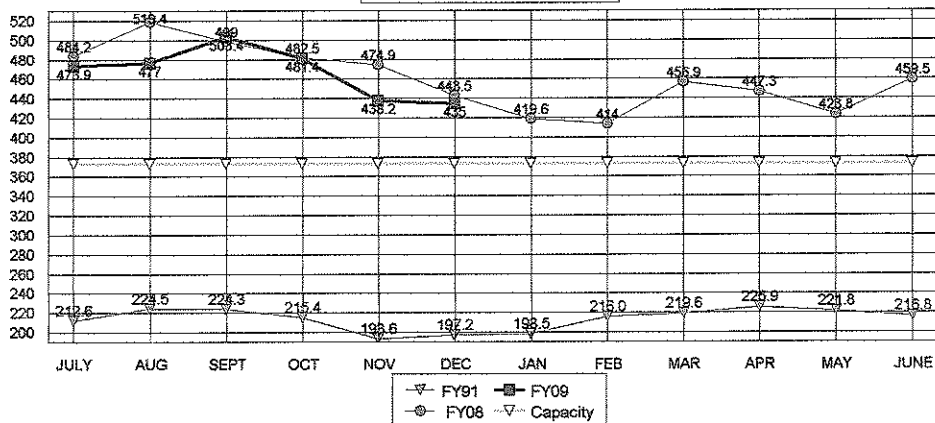
### **5 ADJOURNMENT**

**MOTION:** Stevens moved and Schorr seconded to adjourn the meeting at 8:59 a.m. Stevens, Schorr and Workman voted aye. Motion carried.

---

Dan Nolte  
Lancaster County Clerk

**TOTAL POPULATIONS  
 FY91, FY08, FY09**

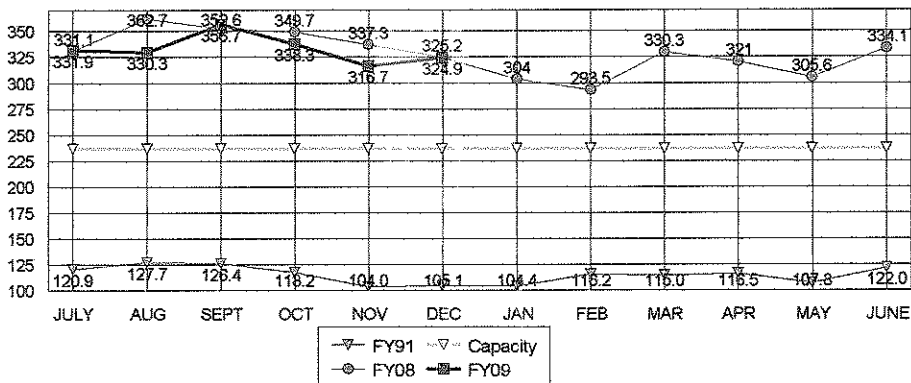


**AVERAGES**

FY09 TO DATE	468.2
FY08 SAME PERIOD	483.9
FY08 TO YR-END	460.4

-3.3%	Change in FY08 to date over same period last year
1.7%	Change in FY08 to date over FY07 average to year-end

**JAIL-OFF SITE CO. POPULATION  
 FY91, FY08, FY09**

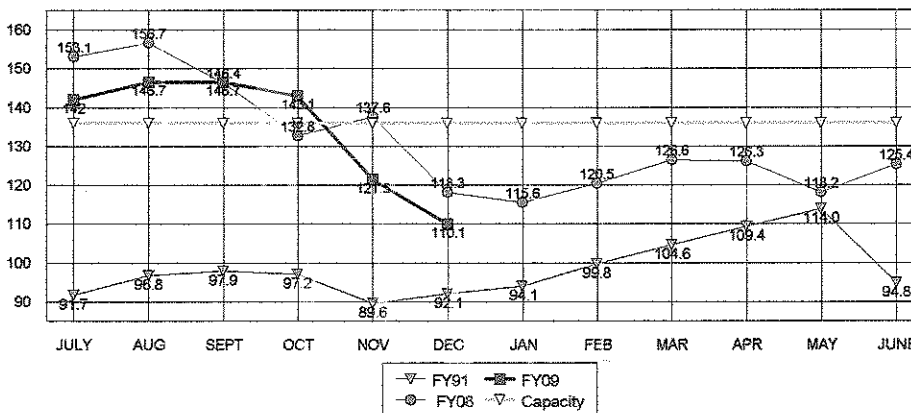


**AVERAGES**

FY09 TO DATE	333.1
FY08 SAME PERIOD	343.1
FY08 TO YR-END	328.9

-2.9%	Change in FY08 to date over same period last year
1.3%	Change in FY08 to date over FY07 average to year-end

**LCF-ONLY POPULATION  
 FY91, FY08, FY09**



**AVERAGES**

FY09 TO DATE	135.0
FY08 SAME PERIOD	140.8
FY08 TO YR-END	131.5

-4.1%	Change in FY08 to date over same period last year
2.7%	Change in FY08 to date over FY07 average to year-end

LANCASTER COUNTY CORRECTIONS DEPARTMENT  
MONTHLY STATUS REPORT

07cal

2007

CALENDAR YEAR 2007

INTAKE & DETENTION FACILITY	JAN	FEB	MAR	APR	MAY	JUN	JUL	AUG	SEPT	OCT	NOV	DEC	AVERAGE TO DATE	TOTAL TO DATE
Average Daily Population	251.5	273.2	276.5	275.0	287.3	280.0	275.8	303.1	287.8	280.0	262.1	251.7	275	N/A
High for Month	267	299	295	298	309	299	298	335	328	308	280	275	299	N/A
Low for Month	238	255	254	248	261	260	251	285	263	257	238	233	254	N/A
Platte County ADP	33.5	34.3	39.5	39.0	41.0	44.0	45.2	49.8	49.6	48.5	48.0	46.8	43	N/A
Butler County ADP				10.0	10.0	10.0	10.0	10.0	10.0	12.0	15.0	15.0	12	N/A
York County ADP								3.1			7.0	4.2	5	
Total Number of Bookings	854	862	1010	1053	1161	994	984	933	803	801	732	616	900	10,803
New Bookings	241	230	256	247	303	289	289	282	258	235	199	173	250	2,998
Felony Arrests	137	129	167	149	167	166	176	183	153	157	140	140	155	1,864
Misdemeanor Arrests	483	546	673	713	767	631	604	641	494	481	430	349	559	6,712
Domestic Violence Arrests	47	39	49	53	49	42	62	55	56	53	54	53	51	612
DWI Arrests	143	137	130	164	180	144	133	126	90	129	88	63	127	1,527
Felons Sentenced	5	8	8	9	7	7	11	9	4	13	7	6	8	94
Misdemeanants Sentenced	166	138	116	132	163	136	127	126	81	99	92	65	120	1,441
Held for Other Jurisdictions	63	41	46	50	57	54	66	74	71	57	63	56	58	698
Total Conditionally Released	293	313	364	380	407	323	301	296	274	272	300	222	312	3,745
Percent Conditionally Released	34.31%	36.31%	36.04%	36.09%	35.06%	32.50%	30.59%	31.73%	34.12%	33.96%	40.98%	36.04%	35%	N/A
Pre-Arrestment Releases	210	193	196	199	179	164	190	180	184	172	211	151	186	2,229
Court Disposition Releases	83	120	168	181	228	159	111	116	90	100	89	71	126	1,516
Total of Individuals Lodged	561	549	646	673	754	671	683	637	529	529	432	394	588	7,058

LANCASTER CORRECTIONAL FACILITY

Average Daily Population	122.9	142.1	150.0	153.0	149.9	157.2	153.1	156.7	146.4	132.8	137.6	118.3	143	N/A
High for Month	139	156	156	156	157	158	158	158	168	144	150	137	153	N/A
Low for Month	111	132	137	147	137	151	143	149	127	124	126	99	132	N/A
Estimated Value of Inmate Labor @ \$5.15	\$4,398	\$4,187	\$3,414	\$3,507	\$3,394	\$3,811	\$2,704	\$2,524	\$2,843	\$2,338	\$1,808	\$2,153	\$3,090	\$37,081

MEDICAL/MENTAL HEALTH SERVICES

Referred to Jail Physician	60	41	48	46	42	48	29	45	26	49	30	32	41	496
Referred to Mental Health/LRC	5	5	3	3	4	2	4	7	11	4	3	1	4	52
Transferred to Emergency Room	6	7	2	7	2	1	2	4	5	3	4	0	4	43

APPENDIX 2

LANCASTER COUNTY CORRECTIONS DEPARTMENT  
MONTHLY STATUS REPORT

CALENDAR YEAR 2008

2008

INTAKE & DETENTION FACILITY	JAN	FEB	MAR	APR	MAY	JUN	JUL	AUG	SEPT	OCT	NOV	DEC	AVERAGE TO DATE	TOTAL TO DATE
Average Daily Population	241.9	242.6	271.2	255.3	291.7	279.6	275.5	275.4	297.6	269.0	262.2	274.8	256	N/A
High for Month	263	259	290	276	288	300	304	300	318	315	281	300	290	N/A
Low for Month	221	229	245	228	227	258	259	258	277	256	247	257	247	N/A
Platte County ADP	39.3	32.9	39.9	44.5	34.4	34.8	26.0	26.0	31.4	31.0	27.0	25.0	33	N/A
Butler County ADP	12.8	11.9	12.5	14.5	14.2	14.1	16.1	16.0	15.7	15.0	14.0	16.0	14	N/A
York County ADP	4.5	1.1	0.0	0.0	0.0	1.0	7.5	7.0	5.3	5.6	5.1	2.0	3	N/A
Total Number of Bookings	770	744	790	769	865	968	1073	1090	1034	956	870	809	895	10,738
New Bookings	205	217	214	224	207	265	277	286	279	272	223	222	241	2,891
Felony Arrests	131	141	174	151	182	168	174	173	175	165	143	158	161	1,935
Misdemeanor Arrests	510	444	499	511	563	668	777	790	752	687	615	542	613	7,358
Domestic Violence Arrests	62	50	54	65	57	42	93	77	76	52	53	61	62	742
DWI Arrests	69	66	72	64	83	62	78	101	95	78	81	78	77	927
Felons Sentenced	14	21	10	7	13	16	10	11	11	14	11	18	13	156
Misdemeanants Sentenced	59	67	57	41	57	55	54	57	44	35	54	45	52	625
Held for Other Jurisdictions	56	71	50	59	50	61	99	59	52	55	47	46	59	705
Total Conditionally Released	302	298	323	335	340	403	413	432	377	395	364	294	356	4,276
Percent Conditionally Released	39.22%	40.50%	40.89%	43.56%	39.31%	41.63%	38.49%	39.63%	36.46%	41.32%	41.84%	36.35%	40%	N/A
Pre-Arrestment Releases	219	220	237	242	249	260	241	247	232	227	210	165	229	2,749
Court Disposition Releases	84	78	86	93	91	143	172	185	145	168	154	129	127	1,528
Total of Individuals Lodged	468	446	467	434	525	565	660	658	657	561	506	515	539	6,462

LANCASTER CORRECTIONAL FACILITY

Average Daily Population	115.6	120.5	126.6	126.3	118.2	125.4	142.0	146.7	146.7	143.1	121.5	110.1	129	N/A
High for Month	126	132	137	140	130	141	151	158	159	163	131	124	141	N/A
Low for Month	103	110	114	109	103	113	129	140	134	111	107	95	114	N/A
Estimated Value of Inmate Labor @ \$6.55	\$1,864	\$2,230	\$2,220	\$2,245	\$1,797	\$2,838	\$3,910	\$3,419	\$2,862	\$2,934	\$2,627	\$3,406	\$2,696	\$32,353

MEDICAL/MENTAL HEALTH SERVICES

Referred to Jail Physician	30	27	29	47	26	28	36	51	42	46	19	33	35	414
Referred to Mental Health/LRC	4	0	8	2	2	6	1	2	4	7	3	3	4	42
Transferred to Emergency Room	3	5	6	6	11	8	6	6	12	7	4	2	6	76

APPENDIX 3