

LANCASTER COUNTY CORRECTIONS DEPARTMENT

605 SOUTH TENTH STREET
LINCOLN, NE 68508
(402) 441-7530
FAX: 441-8946

MICHAEL THURBER, DIRECTOR

RECEIVED

AUG 28 2007

RECEIVED

AUG 22 2007

LANC. COUNTY CLERK LANCASTER COUNTY
BOARD

LANCASTER COUNTY CORRECTIONS BOARD

-AGENDA-

Thursday,

August 23, 2007

LANCASTER COUNTY CORRECTIONS BOARD

- AGENDA -

**Thursday, August 23, 2007
8:30 a.m.**

- I. Approval of the April 12, 2007 Meeting**

- II. Population Statistics**
 - A. Population Comments
 - B. Population Graphs-Appendix 1
 - C. Monthly Statistical Report-Appendix 2 & 3

- III. Department Activities**
 - A. Training
 - B. Mental Health Jail Diversion Project
 - C. Platte/Butler County Housing
 - D. LCF/Work Crew Activities
 - E. Programs Division
 - F. Building Development

- IV. New Business**
 - A. Book In Fees
 - B. Out of County Beds

- V. Adjournment**

Attachments.

- 1 - Apr.12, 2007 Minutes
- 2 - Population Graphs
- 3- Monthly Status Reports
- 4- LCF Community Service: May-June 2007

Lancaster County Corrections Board
Meeting of Thursday, August 23, 2007

I. APPROVAL OF MINUTES- Apr. 12, 2007

II. POPULATION STATISTICS	<u>2006</u> Apr.-June 2006	<u>2007</u> Apr.-June 2007	Change
Average Daily Population	425.0	480.9	+ 13.2 %
JAIL/ Platte/Butler	280.6	329.1	+ 17.3 %
LCF	144.4	151.8	+ 5.1 %
Total Bookings	2,344.0	3,208.0	+ 36.9%
Average per month	781.3	1,069.3	
Total Lodgings	1,575.0	2,098.0	+ 33.2%
Average per month	525.0	699.3	
Platte County Inmate Housing			
Average per month	33.7	41.3	+ 22.8%
Butler County Inmate Housing		6.7	
<u>Beginning in May 2007</u>			

Population Comments

- A. The offender population for this quarter is reflecting an all time record high. This population growth started in early April and has continued throughout the summer months.

We continue to out source inmates to Platte and Butler County. Butler County started in late May, 2007.

As the quarter closes, we are continuing to research additional out of county beds. Our negotiations continue with Douglas County. There does not seem to be any reduction to our booking trends, as they have risen 32% over the same time frame as last year.

- B. Population Graph (see attached) Appendix 1

The population graph shows the month to month populations for FY06 and FY07. This graph shows the facility's rated capacity as of 1991 when the Adult Detention Facility opened.

- C. Monthly Statistical Report (see attached) Appendix 2 & 3, FY06-FY07

This is a statistical report giving the average daily population for both facilities, number of bookings, types of arrests and releases, as well as medical and mental health services provided.

III. DEPARTMENT ACTIVITIES

A. TRAINING

During the quarter of April-June 2007, the training division conducted approximately 211 interviews with potential Correctional Officer candidates, as well as interviews for a Nurse and Clerk Typist position.

Orientation training was provided for three new officers (one on-call, two full time), two Clerk Typists, and two Nurses. New orientation training programs have been developed during this quarter for our nurses and clerk typists.

In April, six full time staff completed the Officer's Training Academy, an 80 hour training course intended for officers who are in their first year of employment. Four on-call officers completed a similar academy.

Three full time officers completed the twelve week Field Training Officer program, designed to help in the training of new officers during their first three months of employment. Four other officers are currently enrolled in this program.

Lt. Anderson attended a training session at the U.S. Attorney's Office regarding the responsibility of law enforcement officers to notify Consular officials of the arrest of foreign nationals. In May, he conducted training with several Hall County correctional officers on the principles of working in a direct supervision environment in preparation of their new facility. He was also involved in a review of the department's procedures for management of suicidal inmates, which included interviews conducted by Dr. Thomas White, a consultant and nationally recognized expert in this field.

In May, Sgt. Brandt volunteered to participate in the Ident-A-Kid program fingerprinting children at the University Place Neighborhood Association Fair.

B. MENTAL HEALTH JAIL DIVERSION PROJECT

The Community Mental Health just completed the SAMSHA grant and are now beginning to access the Bureau of Justice grant funds. To date, they have diverted 152 individuals and have moved forward with some low level felonies, working with the Drug Court and Community Corrections. The Mental Health Diversion Project has one pending pre-trial and four drug court clients. Currently, they have a total of 27 clients with three openings.

C. PLATTE/BUTLER COUNTY HOUSING

Lancaster County continues to house inmates in Platte County due to overcrowding. Between the months of April-June 2007, we maintained an average of 41.3 inmates. During this same time period, 16 round trip transports were conducted, moving 171 inmates between the two facilities. This required approximately 93 hours of staff time to complete.

In addition to Platte County duties, the transport division transported 3,719 inmates to court, doctor's appointments or other locations. This required approximately 1,586 staffing hours.

In May 2007, we started housing inmates in Butler County. This population has maintained 10 inmates monthly.

D. LCF/WORK CREW ACTIVITIES

Work crew projects during this quarter were done mostly in house. They assisted with the replacement of rubber base molding in the IDF housing areas.

The department has continued to assist the Election Commissioner. In April, crews were used twice to assist in their setup.

There were several in house projects at LCF.

- Restrooms were painted and moldings replaced or repaired.
- Replacement carpet was installed in some offices and visitation rooms.
- Crews assisted in moving furniture and replacement of the rubber basing.
- Ceiling repairs and spraying of the shower ceilings.
- Crews assisted daily in maintaining yard work and other areas of the building.

E. PROGRAMS DIVISION

The Correctional Specialists coordinated an average of 31 evaluations per month with the consulting psychiatrist in the months of April, May and June 2007. There was an average of six inmates per month that were in Emergency Protective Custody and transferred with a jail hold to the Crisis Center or Lincoln Regional Center, due to meeting the criteria of mental illness and dangerousness to oneself or others.

In addition to attending to the mental health needs of inmates and providing support and assistance in coping with confinement, Correctional Specialists coordinated an average of 226 educational, self-help, and religious programs per month during this period. This number represents programs offered at both facilities.

The Work Release Coordinator reviewed an average of 192 court ordered release applications per month in April, May and June, 2007. This number reflects both District and County Court applications. The average number of individuals on work release this quarter was 51.

The Intake and Detention Facility continues to experience a demand for professional contact visitation. An average of 12 professional contact visits per month were scheduled for inmates during this quarter.

F. BUILDING DEVELOPMENT

During this quarter, we have worked on finalizing site selections. We are continuing to work with the Purchasing Division regarding a request for proposals to submit for the Board's approval for the hiring of a design architect for the new facility.

IV. NEW BUSINESS

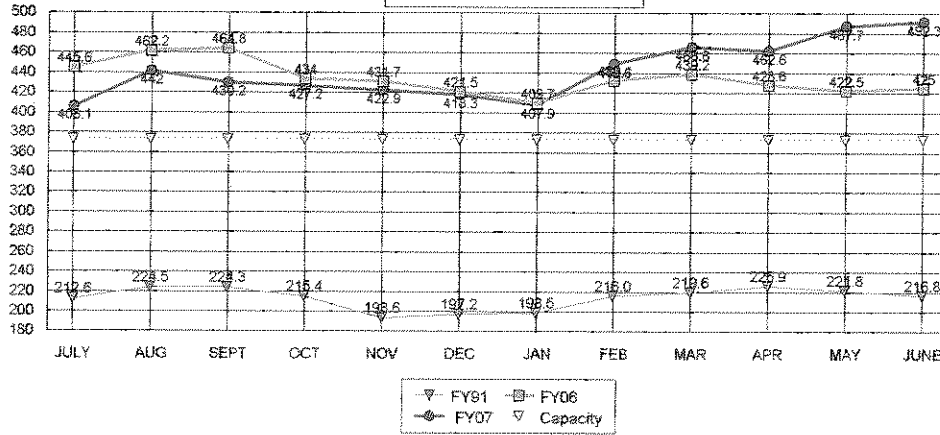
A. BOOK IN FEES

Presentation by Lt. Brad Johnson, discussing the idea of booking fees to offset costs.

B. OUT OF COUNTY BEDS

Currently, we have been able to increase our out of county housing to 60 inmates. As these beds are found, we will easily surpass the 70 individuals needed to be housed out of county. I would request from the Board the ability to house an additional 30 individuals out of county. These beds have not been secured to date, as we continue to explore different facilities throughout Nebraska.

**TOTAL POPULATIONS
 FY91, FY06, FY07**

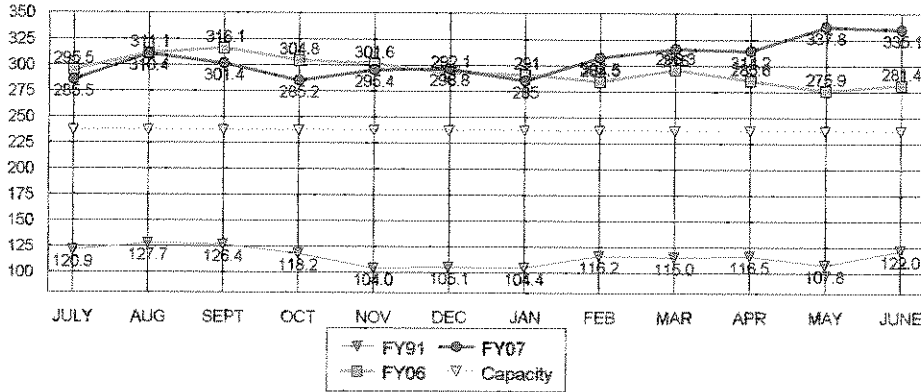


AVERAGES

FY07 TO DATE	442.8
FY06 SAME PERIOD	434.8
FY06 TO YR-END	434.8

1.8% Change in FY07 to date over same period last year
1.8% Change in FY07 to date over FY06 average to year-end

**JAIL-OFF SITE CO. POPULATION
 FY91, FY06, FY07**

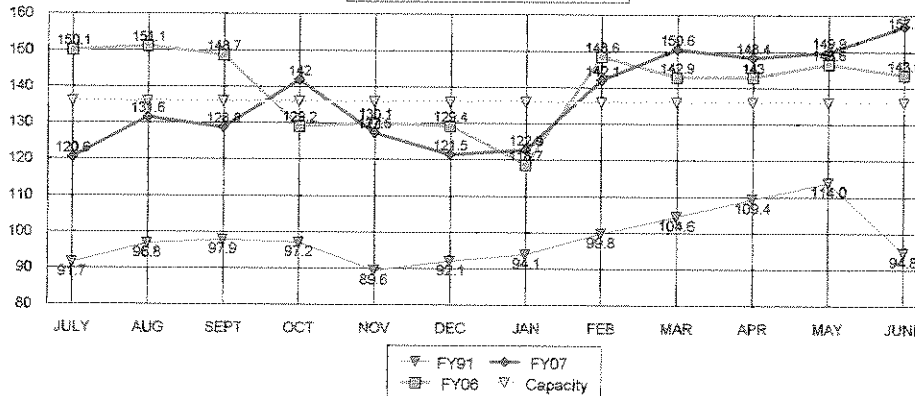


AVERAGES

FY07 TO DATE	305.9
FY06 SAME PERIOD	294.7
FY06 TO YR-END	294.7

3.8% Change in FY07 to date over same period last year
3.8% Change in FY07 to date over FY06 average to year-end

**LCF-ONLY POPULATION
 FY91, FY06, FY07**



AVERAGES

FY07 TO DATE	136.9
FY06 SAME PERIOD	140.2
FY06 TO YR-END	140.2

-2.3% Change in FY07 to date over same period last year
-2.3% Change in FY07 to date over FY06 average to year-end

**LANCASTER COUNTY CORRECTIONS DEPARTMENT
MONTHLY STATUS REPORT**

FISCAL YEAR 2007

INTAKE & DETENTION FACILITY	2006												2007												TOTAL TO DATE	
	JUL	AUG	SEP	OCT	NOV	DEC	JAN	FEB	MAR	APR	MAY	JUN	JAN	FEB	MAR	APR	MAY	JUN								
Average Daily Population	252.1	276.9	266.5	250.9	261.2	262.4	251.5	273.2	276.5	275.0	287.3	280.9												267.9	N/A	
High for Month	300	301	281	279	281	296	267	299	295	298	309	299													292.1	N/A
Low for Month	225	263	253	226	242	232	238	255	254	248	261	260													246.4	N/A
Platte County ADP	33.4	33.4	35.0	34.4	34.2	34.5	33.5	34.3	39.5	39.2	40.5	44.3													36.9	N/A
Butler County ADP											10	10												10.0	N/A	
Total Number of Bookings	823	955	877	835	740	832	854	862	1010	1053	1161	994													916.3	10,996
Felony Arrests	171	163	152	143	131	174	137	129	167	149	167	166													154.1	1,849
Misdemeanor Arrests	501	586	528	478	447	506	483	546	673	713	767	631													571.6	6,859
Felons Sentenced	10	6	5	6	6	3	5	8	8	9	7	7													6.7	80
Misdemeanants Sentenced	101	120	124	141	101	96	166	138	116	132	163	136													127.8	1,534
Held for Other Jurisdictions	156	80	68	67	55	53	63	41	46	50	57	54													65.8	790
Total Conditionally Released	296	320	320	264	250	301	293	313	364	380	407	323													319.3	3,831
Percent Conditionally Released	35.75%	33.51%	36.49%	31.62%	33.78%	36.18%	34.31%	36.31%	36.04%	36.09%	35.06%	32.50%													34.8%	34.8%
Pre-Arrestment Releases	224	236	245	196	188	221	210	193	196	199	179	164													204.3	2,451
Court Disposition Releases	71	84	75	68	62	80	83	120	168	181	228	159													114.9	1,379
Total of Individuals Lodged	532	635	557	571	490	531	561	549	646	673	754	671													597.5	7,170
LANCASTER CORRECTIONAL FACILITY																										
Average Daily Population	120.6	131.6	128.8	142.0	127.5	121.5	122.9	142.1	150.6	148.4	149.9	157.2													136.9	N/A
High for Month	141	139	148	152	146	138	139	156	156	156	157	158													148.8	N/A
Low for Month	106	123	111	122	117	105	111	132	137	147	137	151													124.9	N/A
Estimated Value of Inmate Labor	\$2,970	\$2,776	\$1,953	\$3,348	\$2,916	\$2,754	\$4,398	\$4,187	\$3,414	\$3,507	\$3,394	\$3,811													\$3,286	\$39,428
MEDICAL/MENTAL HEALTH SERVICES																										
Referred to Jail Physician	66	96	86	91	61	68	60	41	48	46	42	48													63	753
Referred to Mental Health/LRC	3	4	6	2	3	4	5	5	3	3	4	2													4	44
Transferred to Emergency Room	8	3	8	3	5	4	6	7	2	7	2	1													5	56

**LANCASTER COUNTY CORRECTIONS DEPARTMENT
MONTHLY STATUS REPORT**

FISCAL YEAR 2006

	2005					2006					AVERAGE TO DATE	TOTAL TO DATE		
	JUL	AUG	SEP	OCT	NOV	DEC	JAN	FEB	MAR	APR			MAY	JUN
INTAKE & DETENTION FACILITY														
Average Daily Population	295.5	311.1	285.7	268.5	266.0	257.1	255.8	249.8	262.3	252.2	241.5	247.1	266.1	N/A
High for Month	315	331	337	285	289	276	277	262	284	269	277	263	288.8	N/A
Low for Month	270	298	251	247	249	241	239	229	247	238	225	233	247.3	N/A
Platte County ADP	0	0	30	36	36	35	35	35	34	33	34	34	34.2	N/A
Total Number of Bookings	940	920	745	758	745	863	913	844	854	796	780	768	827.2	9,926
Felony Arrests	170	168	149	133	161	146	156	161	150	138	152	130	151.2	1,814
Misdemeanor Arrests	593	606	447	447	402	546	546	460	506	446	464	423	490.5	5,886
Felons Sentenced	14	6	8	7	11	4	6	5	16	5	11	4	8.1	97
Misdemeanants Sentenced	103	86	88	111	119	94	131	125	111	134	100	143	112.2	1,346
Held for Other Jurisdictions	60	54	53	60	52	70	74	92	71	73	53	68	65.0	780
Total Conditionally Released	314	331	235	234	258	250	189	307	282	253	276	240	264.1	3,169
Percent Conditionally Released	33.40%	35.98%	31.54%	30.87%	34.63%	33.69%	35.49%	36.37%	33.02%	31.73%	35.38%	31.25%	33.6%	33.6%
Pre-Arrestment Releases	225	241	178	160	173	167	189	170	178	191	189	177	186.5	2,238
Court Disposition Releases	89	90	57	74	85	86	135	137	104	62	87	63	89.1	1,069
Total of Individuals Lodged	626	589	510	524	487	492	589	537	572	543	504	528	541.8	6,501
LANCASTER CORRECTIONAL FACILITY														
Average Daily Population	150.1	151.1	148.7	129.2	130.1	129.4	118.7	148.0	142.9	143.0	146.6	143.6	140.1	N/A
High for Month	160	161	161	142	146	149	133	157	154	156	156	151	152.2	N/A
Low for Month	132	138	134	119	117	104	100	131	131	125	134	137	125.2	N/A
Estimated Value of Inmate Labor	\$2,652	\$2,796	\$2,915	\$3,265	\$2,086	\$2,005	\$2,582	\$2,971	\$3,963	\$4,195	\$6,136	\$2,518	\$3,174	\$38,085
MEDICAL/MENTAL HEALTH SERVICES														
Referred to Jail Physician	76	53	97	81	99	82	101	80	82	72	66	64	79	952
Referred to Mental Health/LRC	3	2	4	10	7	4	1	7	3	6	3	5	5	55
Transferred to Emergency Room	2	1	3	4	5	1	4	2	5	4	2	9	4	42

LCF COMMUNITY SERVICE PROGRAM
COUNTY ROAD LITTER PICK-UP
May 2007

NUMBER OF COUNTY ROAD CLEAN-UP TRIPS: 3

TOTAL INMATE HOURS WORKED: 62

TOTAL STAFF HOURS WORKED: 16

ROAD DISTANCE CLEARED OF LITTER: 11 miles (both sides of road)

BAGS OF LITTER REMOVED: 38

LCF COMMUNITY SERVICE PROGRAM
COUNTY ROAD LITTER PICK-UP
June 2007

NUMBER OF COUNTY ROAD CLEAN-UP TRIPS: 20

TOTAL INMATE HOURS WORKED: 447

TOTAL STAFF HOURS WORKED: 128

ROAD DISTANCE CLEARED OF LITTER: 157.5 miles (both sides of road)

BAGS OF LITTER REMOVED: 247