

LANCASTER COUNTY CORRECTIONS DEPARTMENT

605 SOUTH TENTH STREET
LINCOLN, NE 68508
(402) 441-7530
FAX: 441-8946

MICHAEL THURBER, DIRECTOR

RECEIVED

JAN 17 2007

LANCASTER COUNTY
BOARD

LANCASTER COUNTY CORRECTIONS BOARD

-AGENDA-

Thursday
January 18, 2007

LANCASTER COUNTY CORRECTIONS BOARD

- AGENDA -

**Thursday, January 18, 2007
9:00 a.m.**

I. Approval of the Sept. 21, 2006 Meeting

II. Population Statistics

- A. Population Comments
- B. Population Graphs-Appendix 1
- C. Monthly Statistical Report-Appendix 2 & 3

III. Department Activities

- A. Training
- B. Mental Health Jail Diversion Project
- C. Platte County Housing
- D. In House/Road Crew Projects
- E. LCF Activies
- F. Programs Division
- G. Pre-Architectural Comments

V. Adjournment

Attachments.

- 1 - Sept.21, 2006 Minutes
- 2 - Population Graphs
- 3- Monthly Status Reports
- 4- LCF Community Service Program

Lancaster County Corrections Board
Meeting of Thursday, January 18, 2007

I. APPROVAL OF MINUTES- Sept. 21, 2006

II. POPULATION STATISTICS	2005	2006	Change
	Aug-Dec. 2005	Aug-Dec. 2006	
Average Daily Population w/Platte	442.8	431.1	- 3.3 %
JAIL w/ Platte 2006 only	305.1	298.2	- 2.3 %
LCF	137.7	130.3	- 5.7 %
Total Bookings	3,916	4,255	+7.6 %
Average per month	783	851	
Total Lodgings	2,602	2,784	+ 6.5 %
Average per month	520.4	556.8	

Platte County Inmate Housing Alone	Aug-Dec. 2006
Average per month	34.0

Population Comments

- A. There is a slight decrease in the population from the past quarter of 2006 compared to the same time frame of 2005. However, there has been a 7.6 % increase in the total number of bookings over the same reported period. Increased warrant sweeps and drug possession sale arrests over this reporting period has affected our booking numbers.

Appendix 3 (CY06 Monthly Status Report) provides you with our year end data.

10,036 total individuals booked
836 people booked per month
257 average daily population (downtown)
135 average daily population (LCF)
34 average daily population (Platte County)

- B. Population Graph (see attached) Appendix 1

The population graph shows the month to month populations for FY06 and FY07. This graph shows the facility's rated capacity as of 1991 when the Adult Detention Facility opened.

- C. Monthly Statistical Report (see attached) Appendix 2 & 3, CY05-CY06

This is a statistical report giving the average daily population for both facilities, number of bookings, types of arrests and releases, as well as medical and mental health services provided.

III. DEPARTMENT ACTIVITIES

A. TRAINING

From the period of August 1-December 31, 2006, the training division conducted approximately 400 interviews with potential Correctional Officer candidates, as well as 20-25 interviews for the Nurse I and Clerk Typist II positions.

Orientation training has been provided for nine new officers (6 on-calls, 3 full-time), two nurses, one Chaplain, Clerk Typist II and a Mental Health Practitioner. Also during this period, four full-time officers completed a 12 week field training program. Two other officers are currently enrolled in the same program.

An in-service training class on suicide awareness and substance abuse testing was completed during the first week of August. A makeup class for an earlier in-service training on emergency procedures was also conducted. Four staff members attended a week long course in Grand Island presented by Nebraska Jail Standards called "Training For Trainers."

Approximately 1,160 children were fingerprinted as part of the Identi-Kid Program at the Nebraska State Fair. Educational talks were held for students from Lincoln Pius, Southeast Community College and with a Government Career Day presentation in the County Board Hearing Room.

Training staff have conducted a number of tours of the Intake & Detention Facility with local law enforcement agencies and provided assistance to Hall and Scottsbluff County Corrections Departments, both of whom are working toward the construction of new facilities.

The training division has also put forth a great deal of effort into revising our hiring practices, making updates to the orientation training for new officers, developing new training courses and working toward improving the organization of files and the training room.

B. MENTAL HEALTH JAIL DIVERSION PROJECT

Community Mental Health currently has 27 active participants with a total of 131 since the beginning of the program. They have started working with Drug Court and continue working with Community Corrections as indicated in the Bureau of Justice Grant that they recently received. The Diversion Project has had recent increase in single mothers with CPS involvement they're working with along with a few others from Drug Court.

Data is remaining stable with approximately 10% of the clients relapsing, but with shorter jail bed days when they do return. Compared to people who are not accepted into the diversion program, there is usually around 29% of the population relapsing with longer jail bed days upon return.

The Diversion Project has also been accepted to present at the Mental Health Corrections Consortium Conference in Kansas City this April.

C. PLATTE COUNTY HOUSING

Lancaster County continues to house inmates in Platte County due to overcrowding. Between the months of August-December, 2006, we maintained an average population of 34 inmates in Platte County. During this same time period, 28 round trip transports were conducted, moving 104 inmates between the two facilities. This required approximately 140 hours of staff time to complete.

In addition to Platte County duties, the transport division transported 5,567 inmates to court, doctor's appointments and other locations. This required approximately 3,805 staffing hours.

D. IN-HOUSE & ROAD CREW PROJECTS

1. In August, work crews moved furniture for the Election Commissioner's Office.
2. In September, maintenance staff members changed procedures for securing tool storage and accountability.
3. In October, maintenance staff and crews moved systems furniture at our downtown facility preparing for the install of new carpeting and tile in the Administration area. Walls were also repaired and repainted during the project.
4. In November, demolition work began on the Plaza Building. We also salvaged some systems furniture from the Health Dept. move that was installed into two offices in our medical department.
5. In December, work continues on demolition of the Plaza Building. Currently, the 2nd and 3rd floors are near completion. The Health Department move that started in March, 2006, was completed at the end of the month.
6. Our LCF Community Service Program has been utilized for the county road litter clean up. An attachment is provided showing the hours worked and the road distance coverages. Four thousand dollars was received from the Health Department for fulfilling the requirements of the mini-grant for litter pick up along county roads by the Community Service Program.

E. LCF ACTIVITIES

1. LCF was inspected by the Bureau of Fire Prevention in August and found in compliance.
2. Nebraska Jail Standards conducted an annual inspection on August 31, and LCF was found in full compliance.
3. The Lincoln Fire Department conducted a walk-through inspection in September. They do this annually to familiarize their local station with the facility.

4. LCF staff have administered approximately 400 inmate drug tests per month. Approximately 20% of the new admissions test positive for at least one of the five drugs. An average of three inmates each month were found to be positive and suspected of drug use after admission. These inmates were transferred to IDF where disciplinary charges were filed.

5. Average Number of Work Release Inmates per Month:

August-52	November-44
September-50	December-34
October-54	

F. PROGRAMS DIVISION

The Correctional Specialists averaged 500 inmate counseling contacts per month in September-December, 2006. They coordinated an average of 30 evaluations per month with the consulting psychiatrist during the same time period. An average of 4 inmates per month were placed into emergency protective custody and transferred with a jail hold to the Crisis Center or Lincoln Regional Center, due to meeting the criteria of mental health illness or danger to oneself or others.

In addition to attending mental health needs of inmates and providing support/assistance in coping with confinement, our Correctional Specialists coordinated an average of 155 educational, self-help and religious programs each month. This number represents programs offered at both our downtown and airpark facility.

The Work Release Coordinator reviewed an average of 164 court ordered release applications per month in September-December, 2006. This number reflects both District And County Court applications. The average number of individuals on work release during these months was 46.

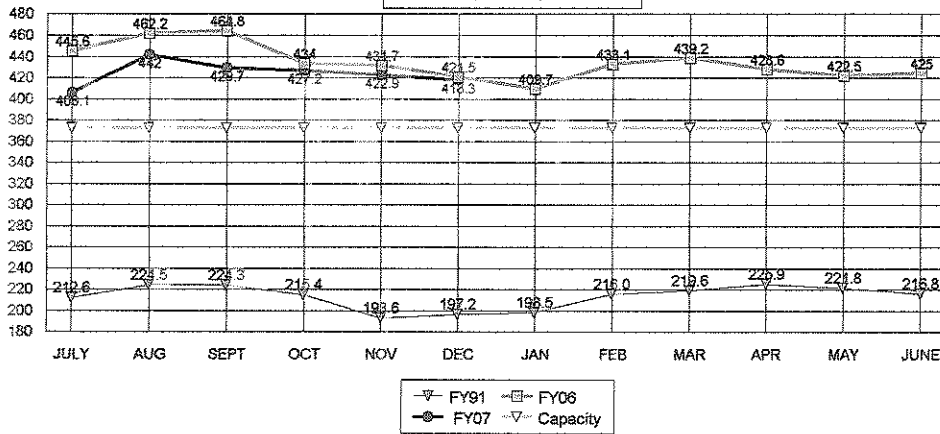
In November 2006, Chaplain Tom Beatty of Good News Jail & Prison Ministries was approved for appointment to serve Lancaster County Corrections. Chaplain Beatty has assumed responsibility for coordinating all religious programs and addressing the spiritual needs of all inmates in custody. He comes to our department with experience in facilitating religious programs in a jail setting. More recently, his efforts were directed at establishing City Missions in Norfolk, Columbus and Gordon, NE.

The Intake & Detention Facility continues to experience an increasing demand for professional contact visitation. An average of 18 professional visits per month were scheduled for inmates from August-December, 2006.

G. PRE-ARCHITECTURAL PLAN COMMENTS

Last week, you received the complete work up provided by Clark Enersen Partners for the department's pre-architectural plan. It would be desirable for the board to give our agency your approval of this report and recommendations on how to proceed.

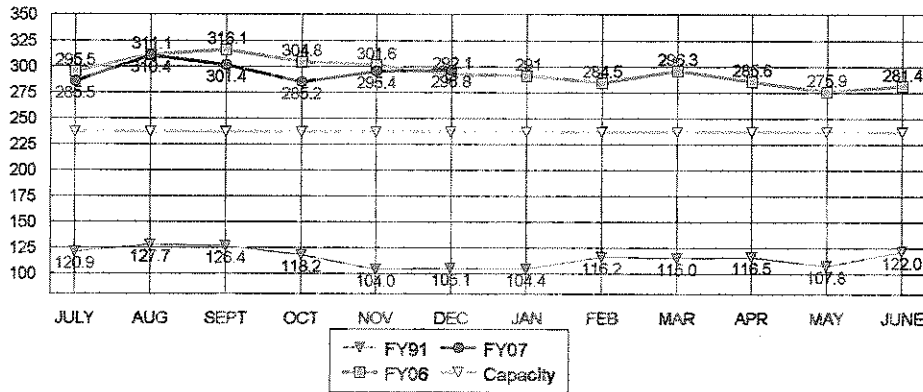
**TOTAL POPULATIONS
 FY91, FY06, FY07**



AVERAGES	
FY07 TO DATE	424.4
FY06 SAME PERIOD	443.3
FY06 TO YR-END	434.8

-4.3% Change in FY07 to date over same period last year
 -2.4% Change in FY07 to date over FY06 average to year-end

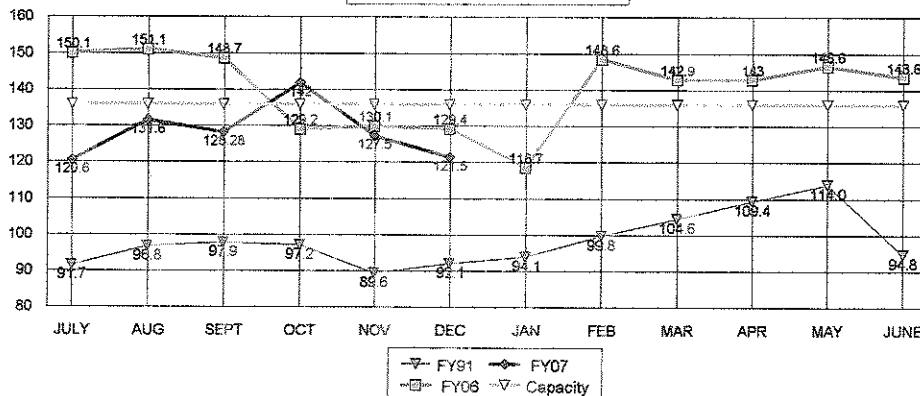
**JAIL-PLATTE CO. POPULATION
 FY91, FY06, FY07**



AVERAGES	
FY07 TO DATE	295.8
FY06 SAME PERIOD	303.5
FY06 TO YR-END	294.7

-2.6% Change in FY07 to date over same period last year
 0.4% Change in FY07 to date over FY06 average to year-end

**LCF-ONLY POPULATION
 FY91, FY06, FY07**



AVERAGES	
FY07 TO DATE	128.6
FY06 SAME PERIOD	139.8
FY06 TO YR-END	140.2

-8.0% Change in FY07 to date over same period last year
 -8.3% Change in FY07 to date over FY06 average to year-end

**LANCASTER COUNTY CORRECTIONS DEPARTMENT
MONTHLY STATUS REPORT**

CALENDAR YEAR 2005

2005

	JAN	FEB	MAR	APR	MAY	JUN	JUL	AUG	SEPT	OCT	NOV	DEC	AVERAGE TO DATE	TOTAL TO DATE
INTAKE & DETENTION FACILITY														
Average Daily Population	252.4	258.7	261.7	260.4	283.5	284.7	295.5	311.1	285.7	268.5	266.0	257.1	274	N/A
High for Month	274	271	276	276	321	303	315	331	337	285	289	276	296	N/A
Low for Month	226	245	246	242	261	270	270	298	251	247	249	241	254	N/A
Platte County ADP	0	0	0	0	0	0	0	0	30	36	36	35	34	N/A
Total Number of Bookings	694	824	980	1007	1019	978	940	920	745	758	745	748	863	10,358
New Bookings	219	260	241	276	251	275	245	250	187	215	216	208	237	2,843
Felony Arrests	109	122	151	152	157	145	170	168	149	133	161	136	146	1,753
Misdemeanor Arrests	427	542	647	675	679	651	593	606	447	447	402	438	546	6,554
Domestic Violence Arrests	40	28	31	46	37	38	49	29	39	29	39	39	37	444
DWI Arrests	71	112	95	100	106	88	101	99	87	94	86	74	93	1,113
Felons Sentenced	11	2	9	8	5	9	14	6	8	7	11	4	8	94
Misdemeanants Sentenced	88	96	102	101	115	120	103	86	88	111	119	94	102	1,223
Held for Other Jurisdictions	66	63	79	67	66	78	60	54	53	60	52	70	70	768
Total Conditionally Released	257	321	350	383	338	340	314	331	235	234	258	250	301	3,611
Percent Conditionally Released	36.66%	38.90%	35.43%	38.49%	33.07%	34.76%	33.40%	35.98%	31.54%	30.87%	34.63%	33.69%	35%	N/A
Pre-Arrestment Releases	175	179	186	198	210	203	225	241	178	160	173	167	191	2,295
Court Disposition Releases	82	142	164	185	128	136	89	90	57	74	85	86	110	1,318
Total of Individuals Lodged	444	504	638	612	684	638	626	589	510	524	487	492	562	6,748
LANCASTER CORRECTIONAL FACILITY														
Average Daily Population	109.6	118.8	125.7	126.3	129.1	148.0	150.1	151.1	148.7	129.2	130.1	129.4	133	N/A
High for Month	125	134	131	136	147	158	160	161	161	142	146	149	146	N/A
Low for Month	97	107	117	115	113	142	132	138	134	119	117	104	120	N/A
Estimated Value of Inmate Labor @ \$5.15	\$3,765	\$2,537	\$1,581	\$2,624	\$2,341	\$3,064	\$2,652	\$2,796	\$2,915	\$3,265	\$2,086	\$2,005	\$2,636	\$31,631
MEDICAL/MENTAL HEALTH SERVICES														
Referred to Jail Physician	118	147	85	58	56	52	76	53	97	81	99	82	84	1,004
Referred to Mental Health/LRC	3	8	9	6	5	7	3	2	4	10	7	4	6	68
Transferred to Emergency Room	4	3	2	2	3	1	2	1	3	4	5	1	3	31

**LANCASTER COUNTY CORRECTIONS DEPARTMENT
MONTHLY STATUS REPORT**

CALENDAR YEAR 2006

2006

06cal

	JAN	FEB	MAR	APR	MAY	JUN	JUL	AUG	SEPT	OCT	NOV	DEC	AVERAGE TO DATE	TOTAL TO DATE
INTAKE & DETENTION FACILITY														
Average Daily Population	255.8	249.8	262.3	252.2	241.5	247.1	252.1	279.9	266.5	250.9	261.2	262.4	257	N/A
High for Month	277	262	284	269	277	263	300	301	281	279	281	296	281	N/A
Low for Month	239	229	247	238	225	233	225	263	253	226	242	232	238	N/A
Platte County ADP	35	35	34	33	34	34	33	33	35	34	34	34	34	N/A
Total Number of Bookings	913	863	854	796	780	768	823	955	877	835	740	832	836	10,036
New Bookings	7	230	205	208	185	201	240	294	260	241	193	264	211	2,528
Felony Arrests	156	161	150	138	152	130	171	163	152	143	131	174	152	1,821
Misdemeanor Arrests	546	460	506	446	464	423	501	586	528	478	447	506	491	5,891
Domestic Violence Arrests	29	38	45	38	40	51	55	45	46	40	43	51	43	521
DWI Arrests	96	94	94	107	93	114	81	135	129	147	90	110	108	1,290
Felons Sentenced	6	5	16	5	11	4	10	6	5	6	6	3	7	83
Misdemeanants Sentenced	131	126	111	134	100	143	101	120	124	141	101	96	119	1,428
Held for Other Jurisdictions	74	92	71	73	53	68	156	80	68	67	55	53	76	910
Total Conditionally Released	189	170	282	253	276	240	296	320	320	264	250	301	263	3,161
Percent Conditionally Released	35.49%	36.37%	33.02%	31.78%	35.38%	31.25%	35.75%	33.51%	36.49%	31.62%	33.78%	36.18%	34%	N/A
Pre-Arrestment Releases	189	170	178	191	189	177	224	236	245	196	188	221	200	2,404
Court Disposition Releases	135	137	104	62	87	63	71	84	75	68	62	80	86	1,028
Total of Individuals Lodged	589	537	572	543	504	528	532	635	557	571	490	531	549	6,589

LANCASTER CORRECTIONAL FACILITY

Average Daily Population	118.7	148.6	142.9	143.0	146.6	143.6	120.6	131.6	128.8	142.0	127.5	121.5	135	N/A
High for Month	133	157	154	156	156	151	141	139	148	152	146	138	148	N/A
Low for Month	100	131	131	125	134	137	106	123	111	122	117	105	120	N/A
Estimated Value of Inmate Labor @ \$5.15	\$2,582	\$2,971	\$3,963	\$4,195	\$6,136	\$3,174	\$2,970	\$2,776	\$1,953	\$3,348	\$2,916	\$2,754	\$3,311	\$39,738

MEDICAL/MENTAL HEALTH SERVICES

Referred to Jail Physician	101	80	82	72	65	64	66	96	86	91	61	68	78	932
Referred to Mental Health/LRC	1	7	3	6	3	5	3	4	6	2	3	4	4	47
Transferred to Emergency Room	4	2	5	4	2	4	8	3	8	3	5	4	4	52

LCF COMMUNITY SERVICE PROGRAM
COUNTY ROAD LITTER PICK-UP
June, July, August & September, 2006

NUMBER OF COUNTY ROAD CLEAN-UP TRIPS: 60

TOTAL INMATE HOURS WORKED: 1119

TOTAL STAFF HOURS WORKED: 426.75

ROAD DISTANCE CLEARED OF LITTER: 261.5 miles (both sides of road)

BAGS OF LITTER REMOVED: 789

LANCASTER COUNTY CORRECTIONS DEPARTMENT