

# LANCASTER COUNTY CORRECTIONS DEPARTMENT

---

605 SOUTH TENTH STREET  
LINCOLN, NE 68508  
(402) 441-7530  
FAX: 441-8946

MICHAEL THURBER, DIRECTOR

## LANCASTER COUNTY CORRECTIONS BOARD

-AGENDA-

Thursday, May 18, 2006

**LANCASTER COUNTY CORRECTIONS BOARD**

**- AGENDA -**

**Thursday, May 18, 2006  
9:30 a.m.**

**I. Approval of the February 23, 2006 Meeting**

**II. Population Statistics**

- A. Population Comments
- B. Population Graphs
- C. Monthly Statistical Report

**III. Department Activities**

- A. Platte County Housing
- B. Mental Health Jail Diversion Program
- C. In-House/Road Crew Projects
- D. New Business
- E. Pre-Architectural Plan Comments

**V. Adjournment**

Attachments.

- 1 - February 23, 2006 Minutes
- 2 - Population Graphs
- 3- Monthly Status Reports

**Lancaster County Corrections Board**

Meeting of Thursday, May 18, 2006

**I. APPROVAL OF MINUTES- February 23, 2006**

<b>II. POPULATION STATISTICS</b>	<b>2005 Jan/Feb/Mar.</b>	<b>2006 Jan/Feb/Mar.</b>	<b>Change</b>
<b>Average Daily Population</b>	375.6	392.7	+ 4 %
<b>JAIL</b>	257.6	256.0	- 1%
<b>LCF</b>	118.0	136.7	+14 %
<b>Total Bookings</b>	2,498	2,630	+ 8%
Average per month	833	877	
<b>Total Lodgings</b>	1,586	1,698	+ 7%
Average per month	529	566	

**Platte County Inmate Housing**

**Jan/Feb/Mar. 2006**

Average per month 34.6

**Population Comments**

- A. Population during the first three months of 2006 continue to be higher than during the same time in 2005. We are still experiencing more bookings and total lodgings during this quarter. Increases are above 8% and 7% respectively during 2006.

With the Platte County contract, the department has been able to keep the average daily population at the Intake & Detention Facility at the same population as in 2005.

Eleven stack a bunks were moved from IDF to LCF to accommodate the increasing population. Day rooms in the newer part of the facility are being used for sleeping areas. Average daily populations have exceeded the rated capacity of 136. The highest was in February, reaching 157.

- B. Population Graph (see attached)

The population graph shows the month to month populations for FY05 and FY06. This graph shows the facility's rated capacity as of 1991 when the Adult Detention Facility opened.

- C. Monthly Statistical Report (see attached)

This is a statistical report giving the average daily population for both facilities, number of bookings, types of arrests and releases, as well as medical and mental health services provided.

### **III. DEPARTMENT ACTIVITIES**

#### **A. PLATTE COUNTY HOUSING**

Lancaster County continues to maintain an average daily population of 34 inmates at Platte County since January 1, 2006. Approximately 50 inmates, during this quarter, have been transferred between the two facilities. The majority of these transports are the result of court appearance. Transports are provided by both facilities.

Total housing costs for the quarter of January-March, 2006 were \$142,965. This would be an average of \$47,655 per month or 1,059 inmate days.

#### **B. MENTAL HEALTH JAIL DIVERSION PROJECT**

The project is currently down in numbers, totaling 17. They have hired a new case manager, Renee Felder, replacing Randy Thurber. They are hopeful to be adding more people in the project now that they are back at full staff.

Douglas County has started their own Jail Diversion Program and spent some time in Lincoln getting information to model their program after Lancaster County.

Jail Diversion is currently applying for another grant that would supplement their program beyond the current grant funding. The County Board has been approached about the funding issues for continuation of this program.

The March/April American Jail's Journal has printed an article about their program and shows data with positive results. The article was written by Travis Parker and Jim Addy at the request of the journal. The project has provided a copy of the article to County Board members when they met earlier this month.

#### **C. IN-HOUSE & ROAD CREW PROJECTS**

1. LCF staff supervised an inmate crew on February 13, distributing supplies to the election office. They will also be assisting with the primary election on May 9.
2. LCF staff began utilizing the Guard 1 Rounds Tracker in January. The rounds tracker was developed for correctional use to view large amounts of data associated with cell checks. It keeps detailed records of staff activity and replaces approximately 6,500 sheets of paper per year, eliminating archiving.

3. Windows in three of the LCF dormitories have been replaced by our maintenance staff and inmate workers this quarter. Walls in these areas were also repaired and repainted as part of the project.
4. The inmate drug testing program was initiated during the last week of February at LCF. All newly admitted inmates are currently being tested. Work release inmates are being tested every other week and the rest of the population are being randomly.

The department also put into effect a new policy for substance abuse testing and IDF developed an appendix for it's post orders outlining testing procedures.

5. Our maintenance crew and inmate workers were busy with office moves at Trabert Hall for several days during January, 2006. They also assisted with the Health Department moving to their new location on March 15-17, 20-21, 27-29.
6. In January 2006, the Intake & Detention Facility accomplished a complete update and reorganization of its post order manual.
7. In February 2006, three AED's were put into service, two at IDF and one at LCF. A policy has been written and staff have been trained in their usage.
8. There have been several maintenance issues with the IDF building during this past quarter. Maintenance has replaced two air handling units, repaired kitchen refrigeration units, and repaired booster pumps for the buildings water supply.

#### **D. NEW BUSINESS**

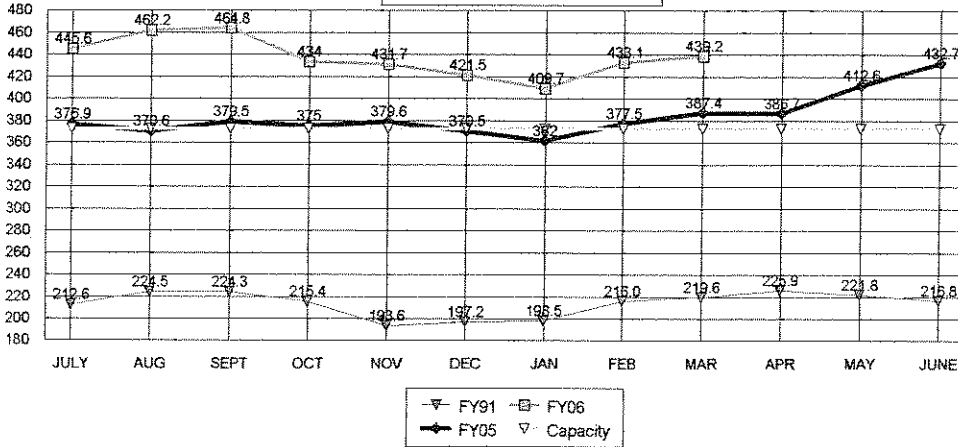
1. On April 17, LCF Administrator, Kent Griffith, attended a meeting of the Nebraska Jail Standards Work/Community Release Standards Development Committee. The committee is working with Jail Standards staff developing standards that would apply to facilities like LCF.
2. Maintenance is currently in the process of replacing two of the four washer/dryer sets at IDF. There are plans of replacing the other two units in the next budget year. The building and most of its equipment will be 15 years old in June, 2006. Finding sufficient repair parts for some of our current equipment in the building is becoming more and more difficult for maintenance staff to acquire.

#### **E. PRE-ARCHITECTURAL PLAN COMMENTS**

JoAnne Kissel, planner with Clark Enersen Architects, will speak to the Board of Corrections regarding the format of the to-date planning for the Lancaster County Corrections Department expansion. The planning sessions began on March 28, 2006.

Tour of the Montgomery County Correctional Facility and the Arlington County Jail in Maryland is scheduled for June 13-15, 2006. We are also wanting to tour other facilities in Omaha, Kansas City, MO, and Topeka, KS during the upcoming quarter.

**TOTAL POPULATIONS  
 FY91, FY05, FY06**

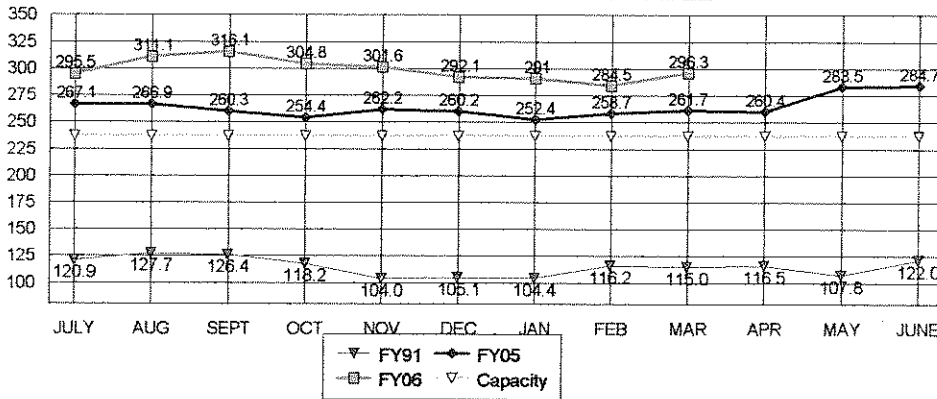


**AVERAGES**

FY06 TO DATE	438.0
FY05 SAME PERIOD	375.4
FY05 TO YR-END	384.3

16.7%	Change in FY06 to date over same period last year
14.0%	Change in FY06 to date over FY05 average to year-end

**JAIL-PLATTE CO. POPULATION  
 FY91, FY05, FY06**

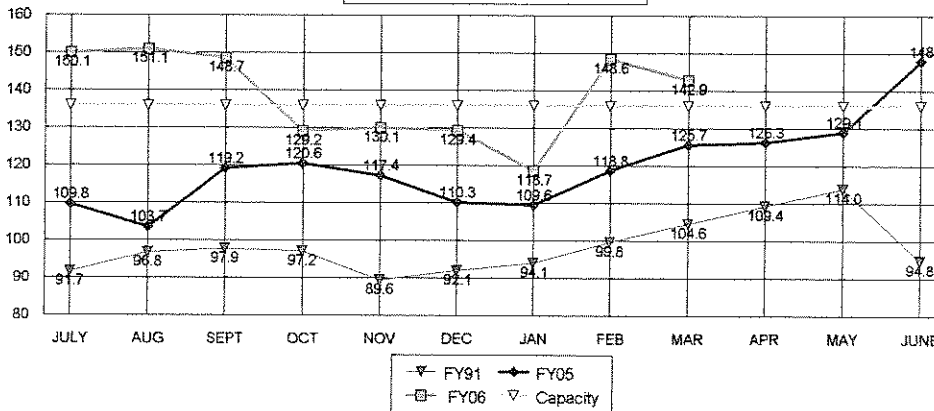


**AVERAGES**

FY06 TO DATE	299.2
FY05 SAME PERIOD	260.4
FY05 TO YR-END	264.4

14.9%	Change in FY06 to date over same period last year
13.2%	Change in FY06 to date over FY05 average to year-end

**LCF-ONLY POPULATION  
 FY91, FY05, FY06**



**AVERAGES**

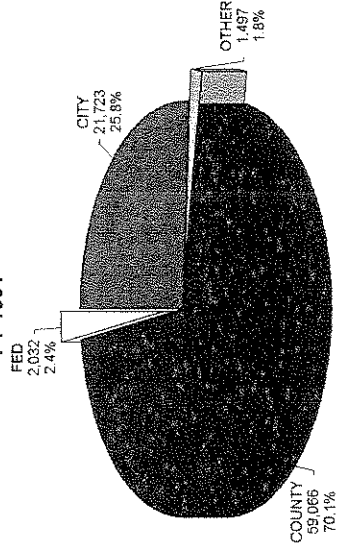
FY06 TO DATE	138.8
FY05 SAME PERIOD	115.0
FY05 TO YR-END	119.9

20.6%	Change in FY06 to date over same period last year
15.8%	Change in FY06 to date over FY05 average to year-end

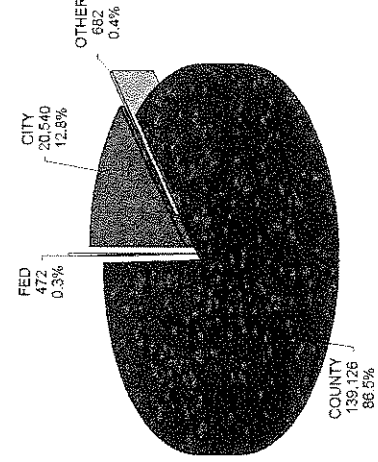
**TOTAL DAYS SERVED  
FY 1991 - FY 2006**

YEAR	CITY		FEDERAL		COUNTY		OTHER		TOTAL	
	DAYS	% CHANGE	DAYS	% CHANGE	DAYS	% CHANGE	DAYS	% CHANGE	DAYS	% CHANGE
FY1991	21,723		2,032		59,066		1,497		84,318	
FY1992	23,480	8.1%	5,012	146.6%	69,166	17.1%	2,026	35.3%	99,684	18.2%
FY1993	19,294	-17.8%	5,923	18.2%	67,073	-3.0%	1,520	-25.0%	93,810	-5.9%
FY1994	17,524	-9.2%	7,510	26.8%	73,187	9.1%	1,682	10.7%	98,903	5.5%
FY1995	15,596	-11.0%	7,544	0.4%	86,797	18.6%	1,377	-18.1%	111,313	11.4%
FY1996	13,808	-11.5%	9,667	28.1%	74,472	-14.2%	2,124	54.3%	100,071	-10.1%
FY1997	15,786	14.3%	8,985	-7.1%	81,291	9.2%	2,511	18.2%	108,572	8.5%
FY1998	18,889	19.7%	6,431	-28.4%	80,802	-0.6%	1,955	-22.2%	108,077	-0.5%
FY1999	23,983	27.0%	5,790	-10.0%	87,857	8.7%	2,227	13.9%	119,856	10.9%
FY2000	29,157	21.6%	5,329	-8.0%	92,225	5.0%	771	-85.4%	127,481	6.4%
FY2001	24,903	3.8%	5,412	-6.5%	106,084	19.6%	601	-73.0%	136,000	13.5%
FY2002	22,283	-23.6%	5,539	3.9%	109,386	18.6%	829	7.6%	138,037	8.3%
FY2003	21,366	-4.1%	4,323	-21.9%	116,440	6.4%	466	-43.8%	142,595	3.30%
FY2004	19,855	-7.1%	709	-83.6%	122,646	5.3%	486	25.9%	143,796	0.84%
FY2005	20,090	1.2%	573	-19.1%	120,075	-2.1%	743	26.5%	141,480	-1.61%
FY2006 PROJECTED	20,540	2.2%	472	-17.8%	139,126	15.9%	682	-8.1%	160,820	13.67%
<b>TOTAL CHANGE FY91 TO FY06</b>	<b>(1,634)</b>	<b>-7.5%</b>	<b>(1,459)</b>	<b>-71.8%</b>	<b>61,009</b>	<b>103.3%</b>	<b>(755)</b>	<b>-50.4%</b>	<b>57,162</b>	<b>67.8%</b>

**TOTAL DAYS SERVED  
FY 1991**



**TOTAL DAYS SERVED  
FY 2006**



**LANCASTER COUNTY CORRECTIONS DEPARTMENT  
MONTHLY STATUS REPORT**

**CALENDAR YEAR 2006**

	2006			AVERAGE TO DATE	TOTAL TO DATE
	JAN	FEB	MAR		
<b>INTAKE &amp; DETENTION FACILITY</b>					
Average Daily Population	255.8	249.8	262.3	256	N/A
High for Month	277	262	284	274	N/A
Low for Month	239	229	247	238	N/A
Platte County ADP	35	35	34	35	N/A
Total Number of Bookings	913	863	854	877	2,630
New Bookings	7	230	205	147	442
Felony Arrests	156	161	150	156	467
Misdemeanor Arrests	546	460	506	504	1,512
Domestic Violence Arrests	29	38	45	37	112
DWI Arrests	96	94	94	95	284
Felons Sentenced	6	5	16	9	27
Misdemeanants Sentenced	131	126	111	123	368
Held for Other Jurisdictions	74	92	71	79	237
Total Conditionally Released	189	170	282	214	641
Percent Conditionally Released	35.49%	36.37%	33.02%	35%	N/A
Pre-Arrestment Releases	189	170	178	179	537
Court Disposition Releases	135	137	104	125	376
Total of Individuals Lodged	589	537	572	566	1,698

<b>LANCASTER CORRECTIONAL FACILITY</b>					
Average Daily Population	118.7	148.6	142.9	137	N/A
High for Month	133	157	154	148	N/A
Low for Month	100	131	131	121	N/A
Estimated Value of Inmate Labor @ \$5.15	\$2,582	\$2,971	\$3,963	\$3,172	\$9,516

<b>MEDICAL/MENTAL HEALTH SERVICES</b>					
Referred to Jail Physician	101	80	82	88	263
Referred to Mental Health/LRC	1	7	3	4	11
Transferred to Emergency Room	4	2	5	4	11



**LANCASTER COUNTY CORRECTIONS DEPARTMENT  
MONTHLY STATUS REPORT**

**FISCAL YEAR 2006**

	2006												TOTAL TO DATE	
	JUL	AUG	SEP	OCT	NOV	DEC	JAN	FEB	MAR					
<b>INTAKE &amp; DETENTION FACILITY</b>														
Average Daily Population	295.5	311.1	285.7	268.5	266.0	257.1	255.8	249.8	262.3				272.4	N/A
High for Month	315	331	337	285	289	276	277	262	284				295.1	N/A
Low for Month	270	298	251	247	249	241	239	229	247				252.3	N/A
Platte County ADP	0	0	30	36	36	35	35	35	34				34.4	N/A
Total Number of Bookings	940	920	745	758	745	863	913	844	854				842.4	7,582
Felony Arrests	170	168	149	133	161	146	156	161	150				154.9	1,394
Misdemeanor Arrests	593	606	447	447	402	546	546	460	506				505.9	4,553
Felons Sentenced	14	6	8	7	11	4	6	5	16				8.6	77
Misdemeanants Sentenced	103	86	88	111	119	94	131	126	111				107.7	969
Held for Other Jurisdictions	60	54	53	60	52	70	74	92	71				65.1	586
Total Conditionally Released	314	331	235	234	258	250	189	307	282				266.7	2,400
Percent Conditionally Released	33.40%	35.98%	31.54%	30.87%	34.63%	33.69%	35.49%	36.37%	33.02%				33.9%	33.9%
Pre-Arrestment Releases	225	241	178	160	173	167	189	170	178				186.8	1,681
Court Disposition Releases	89	90	57	74	85	86	135	137	104				95.2	857
Total of Individuals Lodged	626	589	510	524	487	492	589	537	572				547.3	4,926
<b>LANCASTER CORRECTIONAL FACILITY</b>														
Average Daily Population	150.1	151.1	148.7	129.2	130.1	129.4	118.7	148.0	142.9				138.7	N/A
High for Month	160	161	161	142	146	149	133	157	154				151.4	N/A
Low for Month	132	138	134	119	117	104	100	131	131				122.9	N/A
Estimated Value of Inmate Labor	\$2,652	\$2,796	\$2,915	\$3,265	\$2,086	\$2,005	\$2,582	\$2,971	\$3,963				\$2,804	\$25,236
<b>MEDICAL/MENTAL HEALTH SERVICES</b>														
Referred to Jail Physician	76	53	97	81	99	82	101	80	82				83	751
Referred to Mental Health/LRC	3	2	4	10	7	4	1	7	3				5	41
Transferred to Emergency Room	2	1	3	4	5	1	4	2	5				3	27

**LANCASTER COUNTY CORRECTIONS DEPARTMENT  
MONTHLY STATUS REPORT**

**FISCAL YEAR 2005**

2004

2005

INTAKE & DETENTION FACILITY	2004												2005												TOTAL TO DATE
	JUL	AUG	SEP	OCT	NOV	DEC	JAN	FEB	MAR	APR	MAY	JUN	JAN	FEB	MAR	APR	MAY	JUN							
Average Daily Population	267.1	266.9	260.3	254.4	262.2	260.2	252.4	258.7	261.7	260.4	284.7												264.4	N/A	
High for Month	287	287	277	274	280	274	274	271	276	276	303													283.3	N/A
Low for Month	252	252	245	238	245	244	226	245	246	242	270													247.2	N/A
Total Number of Bookings	825	777	823	717	688	764	694	824	980	1007	978													841.3	10,096
Felony Arrests	141	161	123	107	146	146	109	122	151	152	145													138.3	1,660
Misdemeanor Arrests	492	496	533	401	434	500	427	542	647	675	651													539.8	6,477
Felons Sentenced	8	11	9	10	4	5	11	2	9	8	9													7.6	91
Misdemeanants Sentenced	84	86	89	83	88	65	88	96	102	101	120													93.1	1,117
Held for Other Jurisdictions	65	57	69	57	75	62	66	63	79	67	78													67.0	804
Total Conditionally Released	282	296	297	219	271	278	257	321	350	383	340													302.7	3,632
Percent Conditionally Released	35.70%	36.50%	36.09%	33.28%	36.28%	35.73%	36.66%	38.90%	35.43%	38.49%	33.76%													35.8%	35.8%
Pre-Arrestment Releases	199	217	214	157	204	207	175	179	186	198	203													195.8	2,349
Court Disposition Releases	83	79	83	62	67	71	82	142	164	185	136													106.8	1,282
Total of Individuals Lodged	508	515	526	439	476	500	444	504	638	612	638													540.3	6,484
<b>LANCASTER CORRECTIONAL FACILITY</b>																									
Average Daily Population	109.8	103.7	119.2	120.6	117.4	110.3	109.6	118.8	125.7	126.3	148.0												119.9	N/A	
High for Month	121	121	132	132	127	123	125	134	131	136	158													132.3	N/A
Low for Month	90	93	112	106	109	91	97	107	117	115	142													107.7	N/A
Estimated Value of Inmate Labor	\$4,218	\$3,461	\$4,326	\$3,735	\$3,721	\$3,327	\$3,765	\$2,537	\$1,581	\$2,624	\$3,064													\$3,225	\$38,700
<b>MEDICAL/MENTAL HEALTH SERVICES</b>																									
Referred to Jail Physician																									
Referred to Mental Health/LRC	4	5	5	6	6	6	3	8	9	6	52													87	785
Transferred to Emergency Room					10	3	4	3	2	2	7													6	70
											1												3	28	