

Lancaster County Board of Corrections

August 2, 2018

LANCASTER COUNTY DEPARTMENT OF CORRECTIONS

:

Lancaster County Board of Corrections
August 2, 2018

Agenda

Thursday, August 2, 2018

8:30 a.m.

- I. Approval of the May 10, 2018 minutes
 - a. May 10, 2018 minutes

- II. Population Statistics & Charts
 - a. Average Daily Population Comparison
 - b. Booking and Lodging Totals
 - c. Pre-Trial and Sentence Conversion Release
 - d. Custodial Sanctions/County Reinvestment Act
 - e. Regional Center Waiting Periods
 - f. ACLU Bond Fund
 - g. Community Hospital Posts
 - h. Felonies Sentenced to Lancaster County
 - i. Drug Court Remand
 - j. Violation of House Arrest
 - k. Fiscal Year 2018 Monthly Status Report

- III. Programming

- IV. Transportation

- V. Work Crews

- VI. Training

Lancaster County Board of Corrections

August 2, 2018

I. Approval of May 10, 2018 Agenda

**MINUTES
BOARD OF CORRECTIONS MEETING
COUNTY-CITY BUILDING
ROOM 113 - BILL LUXFORD STUDIO
THURSDAY, MAY 10, 2018
8:30 A.M.**

Board Members Present: Deb Schorr, Chair
Bill Avery, Vice Chair
Todd Wiltgen
Roma Amundson

Board Members Absent: Jennifer Brinkman

Others Present: Brad Johnson, Corrections Director
Ken Prey, Jail Administrator
Rick Gray, Jail Administrator
Jeff Curry, Chief Probation Officer, Adult Probation
Ann Ames, Deputy Chief Administrative Officer
Ann Taylor, County Clerk's Office

The Chair called the meeting to order at 8:31 a.m.

Brad Johnson, Corrections Director, introduced Ken Prey and Rick Gray, Jail Administrators.

AGENDA ITEM

1. APPROVAL OF THE MINUTES OF THE FEBRUARY 8, 2018 MEETING MOTION:

Wiltgen moved and Amundson seconded approval of the minutes of the February 8, 2018 meeting. Amundson, Wiltgen and Schorr voted yes. Avery and Brinkman were absent. Motion carried 3-0.

Avery arrived at the meeting at 8:32 a.m.

2. POPULATION STATISTICS & CHARTS

Brad Johnson, Corrections Director, discussed the following population statistics and charts (see agenda packet):

Lancaster County Board of Corrections

August 2, 2018

A. Average Daily Population (ADP) Comparison

The average daily population (ADP) was 573.0 for this period compared to 614.6 for the same period in 2017 (6.8% decrease). The ADP represents 92% of the operational capacity of 665 beds. Other population figures are as follows: Felony arrests (251.0); Misdemeanor arrests (403.7); Felons sentenced (31.3); Misdemeanors sentenced (47.3); Held for other jurisdictions (50.7); and Percent conditionally released (39.6%).

Johnson noted a 0.8% increase in ADP from January-March 2017 and a 5.0% for the same period in 2018. He said although the 2018 ADP is below the 2017 number, it is increasing at a faster rate in 2018. Johnson disseminated a graph showing ADP for Fiscal Years (FYs) 2002, 2016, 2017 and FY 2018 through April (Exhibit A). **NOTE:** Johnson attributed the spike in October of FY 2018 to a large warrant sweep.

Johnson also shared current population statistics as of April 30, 2018:

- " 622 inmates in custody
- " Average prior booking count per inmate – 10.98
- " Average failure to appear (FTA) per inmate – 3.72
- " Average failure to comply (FTC) per inmate – 3.4
- " 25% of inmates had a history of state incarceration

B. Booking and Lodging Totals

Average bookings were up 2.1% and average lodgings were up 3.6% compared to the same period last year.

C. Pre-Trial and Sentence Conversion Release

See graph in agenda packet.

D. Custodial Sanctions/County Reinvestment Act

NOTE: Legislative Bill (LB) 605, which went into effect on August 31, 2015, changed the classification of penalties, punishments, probation and parole provisions, and provisions relating to criminal records and restitution. Custodial sanctions involve offenders who were sentenced to county time. Upon their release they are placed on supervision and if they re-offend or don't meet the terms of supervision during that period, Probation can sanction them and they are sent to the county jail.

Lancaster County Board of Corrections

August 2, 2018

Johnson said there have been 407 custodial sanctions for the period of August 31, 2015 to March 31, 2018 and those offenders served a total of 6,707 days. He said 55 individuals will serve 65 custodial sanctions this quarter for a total of 1,144 days (20.8 average days per individual).

Wiltgen expressed concern there could be an expansion of LB605 to release more offenders. Johnson referenced LB841 (Change provisions relating to parole administration and correctional services) and said there has been a lot of pressure on the Governor to declare an emergency so individuals can be paroled faster. He said if that happens, these numbers will spike as well. Jeff Curry, Chief Probation Officer, Adult Probation, said parolees receiving an emergency release would be placed under the supervision of Parole, rather than Probation. He said Parole contracts with different jails. If they re-offend, there would be a new law charge and they would fall under the provisions of LB605.

In addition, 40 individuals served 46 County custodial sanctions this quarter for a total of 769 days (19.02 average days per individual) and 15 individuals served 19 State custodial sanctions this quarter for a total of 375 days (25 days average).

Johnson said Corrections is also tracking the number of offenders who are incarcerated for violating State post-release supervision. **NOTE:** Prior to LB605, these offenders would have been supervised by Parole and would have been returned to prison for violating parole. Now they are supervised by Probation and are sent to the county jail if they violate terms of supervision. He said 12 offenders had their State post-release supervision revoked and were re-sentenced to county time during the period of January to March 2018 for a total of 1,935 days (161.25 average days per individual).

See graphs in the agenda packet for the average number of inmates housed per day on sanctions and total days for custodial sanctions by felony class per quarter.

- E. Regional Center Waiting Periods
- F. Community Hospital Posts
- G. Felonies Sentenced to Lancaster County
- H. Drug Court Remand
- I. Violation of House Arrest
- J. Fiscal Year 2018 Statistics Report

See agenda packet for information relating to Items E-J.

3. PROGRAMMING

4. TRANSPORTATION

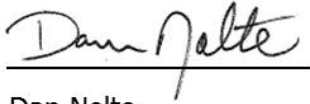
Lancaster County Board of Corrections
August 2, 2018

- 5. WORK CREWS
- 6. TRAINING

See agenda packet for information relating to Agenda Items 3-6.

7. ADJOURNMENT

MOTION: Amundson moved and Wiltgen seconded to adjourn the meeting at 9:02 a.m. Wiltgen, Amundson, Avery and Schorr voted yes. Brinkman was absent. Motion carried 3-0.

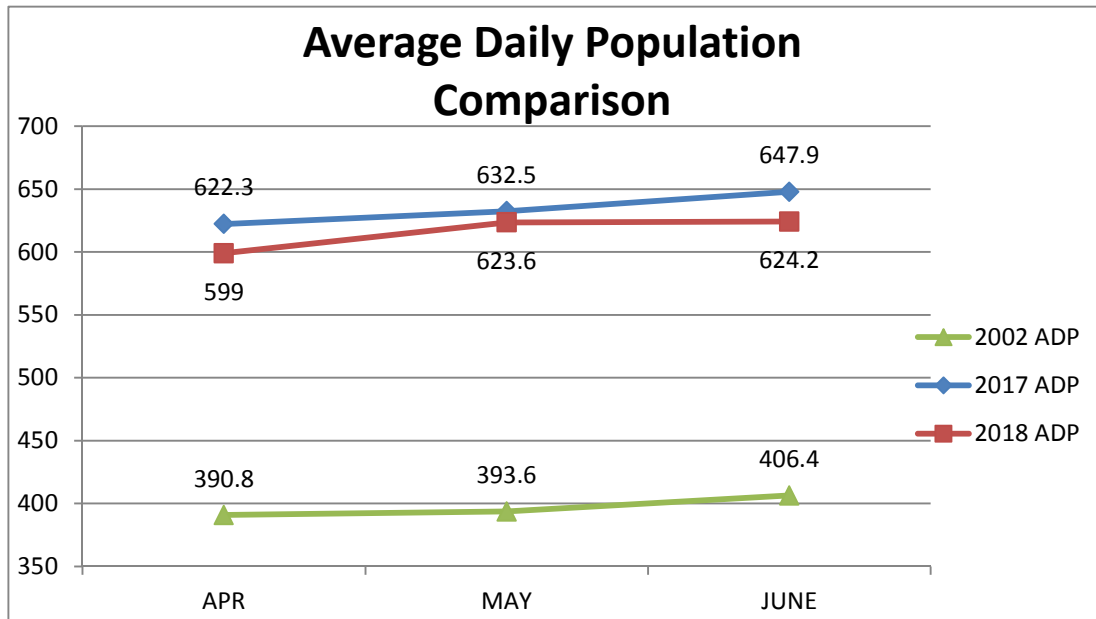


Dan Nolte
Lancaster County Clerk



II. Population Statistics (April-June, 2018)

A. ADP Population Comparison



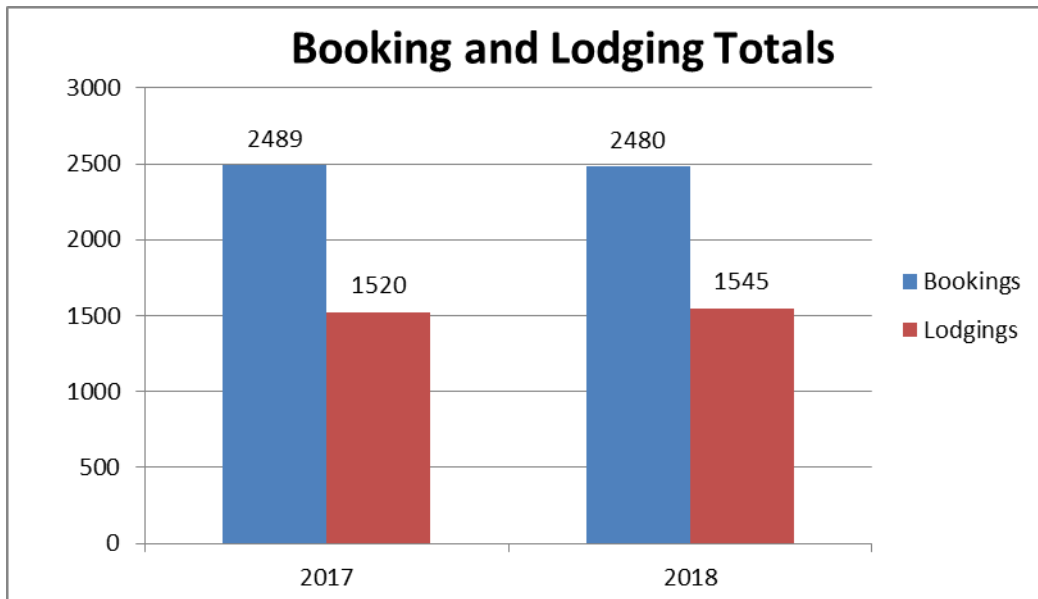
- The average daily population (ADP) for this period of 2018 was 615.6 detainees compared to 634.2 for the same period in 2017. This is a 2.9% decrease and a 55.1% increase when compared to 2002.

Lancaster County Board of Corrections

August 2, 2018

- This period ADP consumed 92.6% of the department's operational capacity of 665.
- Other population averages:
 - Felony Arrests-261.0
 - Misdemeanor Arrests-430.3
 - Felons Sentenced-30.0
 - Misdemeanors Sentenced-47.0
 - Held for other Jurisdictions-55.7
 - Percent Conditionally Released-37.6%
- Current Population Statistics-June 30, 2018
 - 635 inmates were in custody
 - Average bookings per inmate - 11.3
 - Average FTA per inmate - 3.96
 - Average FTC per inmate - 3.39
 - 27% had a history of state incarcerations

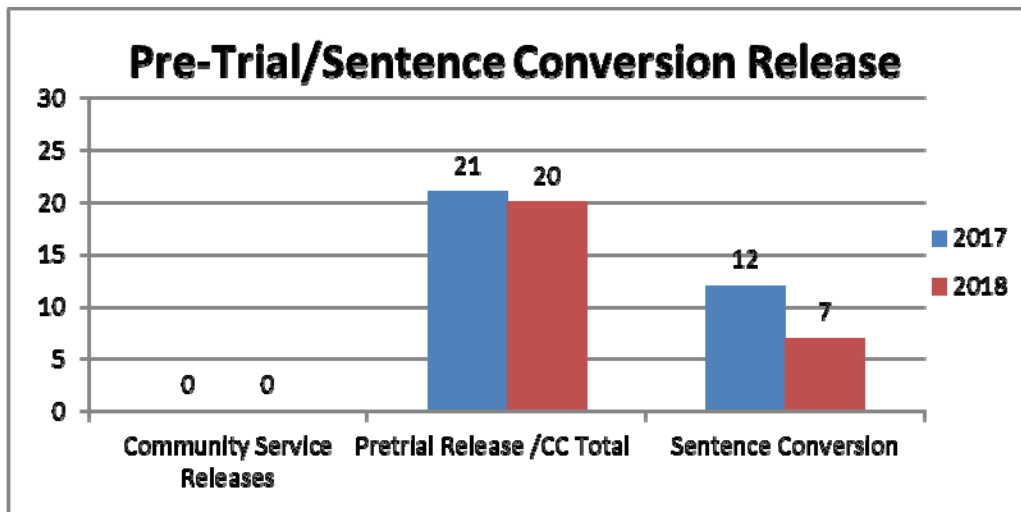
B. Booking & Lodging Totals



- Average bookings were down .4% compared to same time period last year.
- Average lodgings were up 1.6% compared to same time period last year.

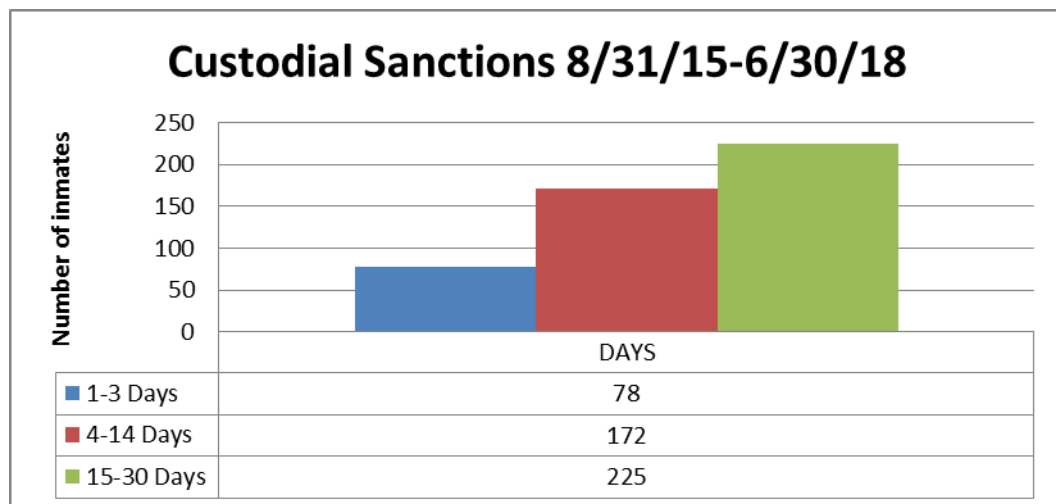
Lancaster County Board of Corrections
August 2, 2018

C. Pre-Trial/Sentence Conversion Release



D. Custodial Sanctions/County Reinvestment Act

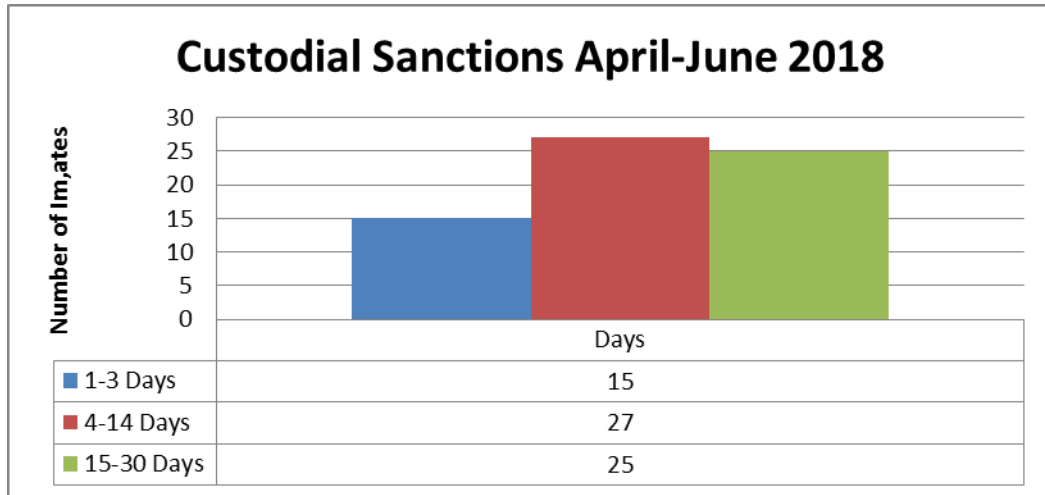
- Lancaster County Department of Corrections tracked offenders who were incarcerated for Custodial Sanctions. During the time period, 8/31/15 to 6/30/18, there have been 475 custodial sanctions. These offenders served a total of 7,891 days.



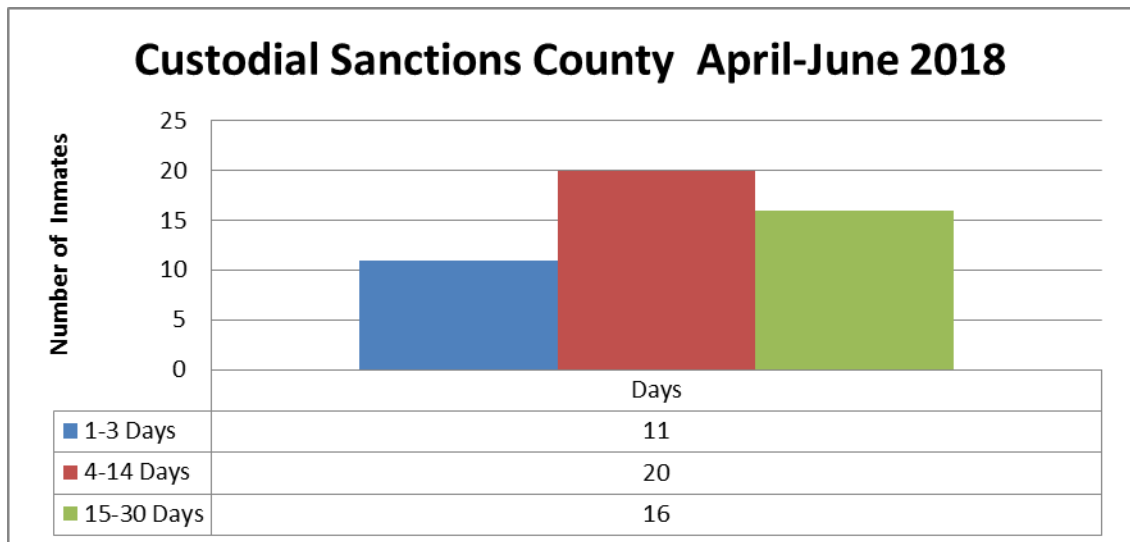
Lancaster County Board of Corrections

August 2, 2018

- 56 individuals will serve 67 custodial sanctions this quarter for a total of 1,184 days (21.1 average days per individual)



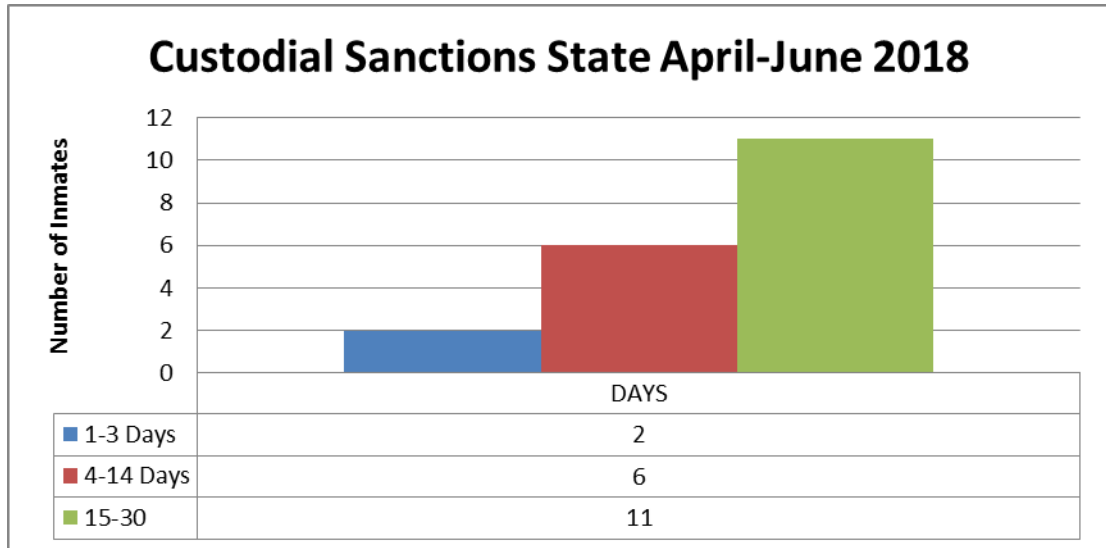
- 37 individuals will serve 47 county custodial sanctions this quarter for a total of 678 days (18.3 average days per individual)



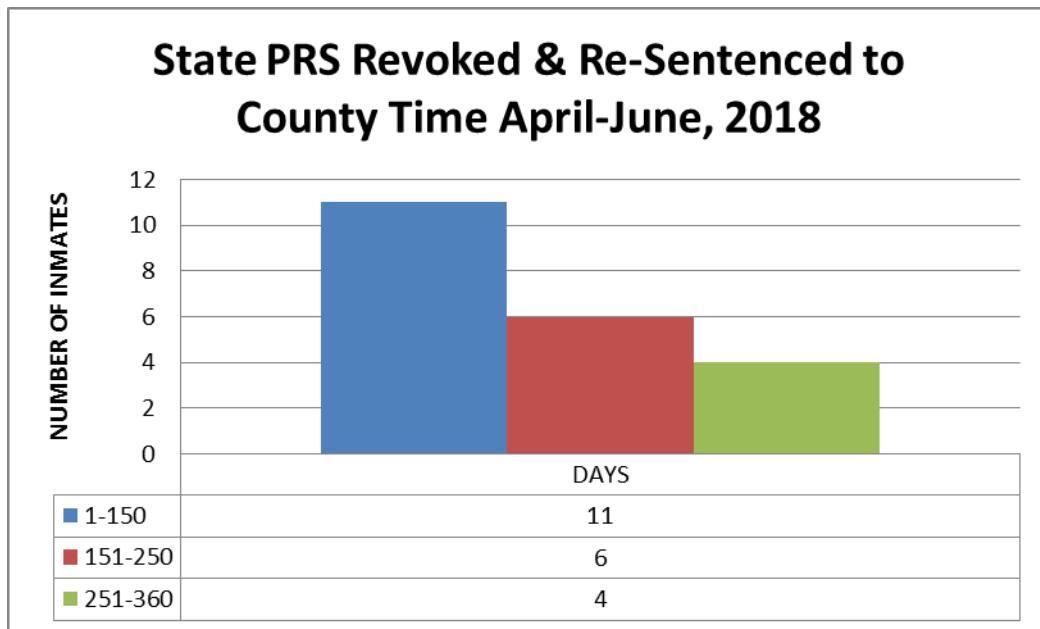
Lancaster County Board of Corrections

August 2, 2018

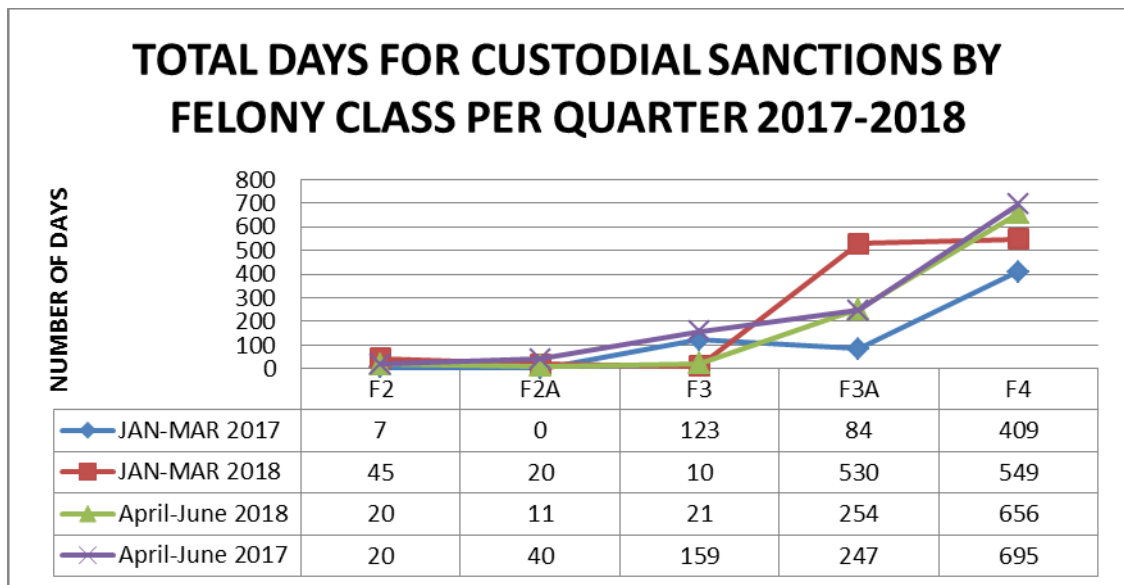
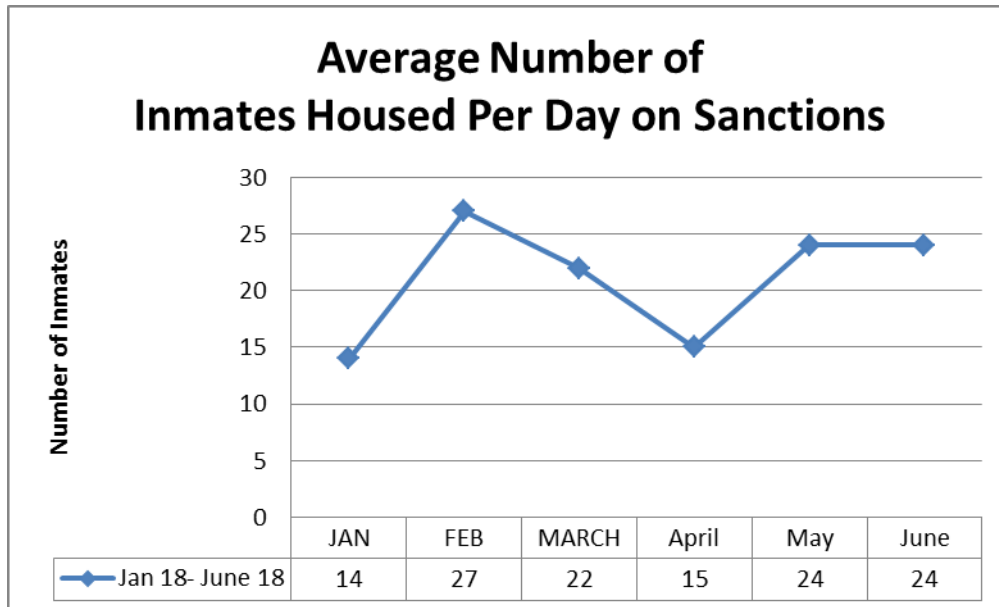
- There were 19 individuals serving 19 State Custodial Sanctions this quarter, totaling 350 days served. (18.4 average days)



- Lancaster County Department of Corrections tracked offenders who were incarcerated for violating State Post Release Supervision. These 21 inmates had their State Post Release Supervision revoked and were re-sentenced to county time. The 21 sentences totaled 2,757 days or 131.28 days per individual.



Lancaster County Board of Corrections
August 2, 2018



Lancaster County Board of Corrections
August 2, 2018

E. Regional Center Waiting Periods

➤ **Currently Housed at LRC**

Date Ordered	Date Transferred	Days Waiting
7/27/2017	10/12/2017	77
6/29/2017	7/20/2017	21
3/1/2018	4/3/2018	33
1/31/2018	6/6/2018	126
12/19/2017	1/29/2018	41
12/6/2017	3/13/2018	97
10/4/2017	1/22/2018	68
12/2/2015	1/5/2016	33
3/16/2018	7/9/2018	115
2/6/2018	6/4/2018	118
4/4/2017	6/27/2017	84
2/15/2018	6/12/2018	117
10/2/2017	3/5/2018	154
11/28/2017	3/6/2018	98
1/10/2018	3/6/2018	55
3/14/2018	6/14/2018	92
12/15/2017	3/20/2018	95
2/2/2018	4/17/2018	74
	Total Days	1498
	Avg. Days	83.22

➤ **Currently Waiting for a Bed at LRC**

DATE ORDERED TO LRC	END OF QUARTER	DAYS WAITING
3/30/2018	6/30/2018	93
4/12/2018	6/30/2018	80
5/3/2018	6/30/2018	59
5/1/2018	6/30/2018	61
6/4/2018	6/30/2018	27
6/4/2018	6/30/2018	27
6/6/2018	6/30/2018	25
6/5/2018	6/30/2018	26
6/5/2018	6/30/2018	26
6/27/2018	6/30/2018	4
	TOTAL	428
	AVG. DAYS	42.8

Lancaster County Board of Corrections

August 2, 2018

F. ACLU Bond Fund

- Week of July 19-Bonded 7 individuals
- Week of July 16-Bonded 0 individuals
- Week of July 23-Bonded 2 individuals

- As of Friday, July 27, 2018-
 - Two of the nine above individuals have returned to custody on new misdemeanor charges. One returned three days after release and the second, six days after release.
 - Two appeared in court and their cases were closed.
 - Three appeared in court and their cases were continued.
 - Two have yet to appear since their court dates are set for August.

G. Community Hospital Posts

Quarter 2 (April- June) 2018 Days with Community Hospital Posts

Blue = 1 Hospital Post Green = 2 Hospital Posts Red = 3 Hospital Posts

	Monday	Tuesday	Wednesday	Thursday	Friday	Saturday
	2	3	4	5	6	7
	9	10 G	11 G	12 G	13 G	14 H
	16 H	17 H	18	19	20	21
	23	24 I	25 I	26 I	27 I	28
	30 J	1	2	3	4	5 K
	7 K	8 K	9	10	11	12
	14	15	16	17	18	19
	21 L	22 L	23	24	25	26
	28	29 M	30 M	31 M	1 M	2 M
	4 M	5 M	6 M	7 M	8 N	9 N
	11	12	13	14	15	16

Lancaster County Board of Corrections

August 2, 2018

18	19	20 O	21 O	22	23
25	26	27	28	29 J	30 J

H. Felonies Sentenced to Lancaster County

- Felony 3A
 - 22 inmates @ 5,753 days (261.5 average days)
- Felony 4
 - 33 inmates @ 7,932 days (240.4 average days)
 - ✓ Total of 55 inmates will serve 13,685 days (248.8 average days)

I. Drug Court Remand

- 19 drug court participants will serve 22 remands during this quarter totaling 264 days (13.89 average days per individual)

J. Violation of House Arrest

- 6 offenders served 844 days (140.66 average days)

K. Fiscal Year 2018 Statistics Report

LANCASTER COUNTY DEPARTMENT OF CORRECTIONS															
MONTHLY STATUS REPORT															
FISCAL YEAR 2018	2017						2018						AVERAGE TO DATE	TOTAL TO DATE OF STAY	
	JUL	AUG	SEP	OCT	NOV	DEC	JAN	FEB	MAR	APR	MAY	JUN			
Average Daily Population @ADF	645.5	638.9	623.1	639.7	620.7	563.3	555.6	579.1	584.2	599.0	623.6	624.2	608.1	N/A	
High for Month	675	664	653	680	642	580	585	617	614	629	651	640	635.8	N/A	
Low for Month	617	612	594	610	589	553	530	551	568	569	594	603	582.5	N/A	
Total Number of Bookings	859	857	797	847	750	692	797	781	782	807	878	795	803.5	9,642	
Felony Arrests	264	250	268	241	238	238	251	263	239	259	260	264	252.9	3,035	
Misdemeanor Arrests	456	453	405	461	388	355	403	393	415	410	467	414	418.3	5,020	
Felons Sentenced	28	27	26	43	33	14	34	26	34	31	31	28	29.6	355	
Misdemeanants Sentenced	43	57	47	41	38	27	56	45	41	46	65	30	44.7	536	
Held for Other Jurisdictions	66	71	50	62	52	53	49	50	53	55	53	59	56.1	673	
Total Conditionally Released	332	334	313	357	277	269	325	301	309	287	352	296	312.7	3,752	
Percent Conditionally Released	38.65%	38.97%	39.27%	42.15%	36.93%	38.87%	40.78%	38.54%	39.51%	35.56%	40.09%	37.23%	38.9%		
Pre-Arrestment Releases	126	135	118	113	92	77	111	99	111	95	123	96	108.0	1,296	
Court Disposition Releases	206	199	195	244	185	192	214	202	198	192	229	200	204.7	2,456	
Total of Individuals Lodged	527	523	484	490	473	423	472	480	473	520	526	499	490.8	5,890	
MEDICAL/MENTAL HEALTH SERVICES															
Referred to Jail Physician	154	219	217	238	179	164	215	187	231	228	275	219	211	2,526	
Referred to Mental Health/LRC	1	1	0	0	3	0	2	1	1	3	3	3	2	18	
Transferred to Emergency Room	11	3	6	5	5	6	11	9	6	14	8	8	8	92	

Lancaster County Board of Corrections
August 2, 2018

III. Programming (April-June, 2018)

- Religious (571 Meetings)
 - Bible Study- 176
 - Church Service- 178
 - Discipleship Mentoring- 103
 - 1:1 Religious Counseling - 114
- Substance Abuse Education & 12 Step Programs (84 Meetings)
 - The Bridge Behavioral Health Substance Abuse Education for Men- 22
 - St. Monica's Substance Abuse Education for Women- 12
 - AA Meetings- 38
 - NA Meetings- 12
- Educational Programs (211 classes)
 - GED Classes- 87
 - TABE Classes-11
 - Lincoln Literacy- 13
 - Christian Heritage Parenting- 21
 - Christian Heritage Within My Reach (Domestic Relationships Ed)- 21
 - Released & Restored Job/Life Skills- 25
 - Moral Reconciliation Therapy (M.R.T.) – 13
 - Dialectical Behavioral Therapy-13
 - RentWise-7
- Transition Planning (105 inmate contacts)
 - V.A. Outreach-100
 - Center Pointe Dual Diagnosis Homeless Outreach- 5
- Work/Court Ordered Release Averages per Month
 - April
 - 14- County Court
 - 18- District Court

Lancaster County Board of Corrections

August 2, 2018

- May
 - 9- County Court
 - 13- District Court
- June
 - 7- County Court
 - 20- District Court
- Other
 - GED Practice/Subject Tests-41
 - April-1 man earned their GED.
 - May- 3 men & 1 woman earned their GED.
 - I've Got a Name-Held June 1 & 15
 - Informational presentation for female inmates about issues & available help regarding sex trafficking.

IV. Transportation (April-June, 2018)

- Court Appearances
 - County Court
 - 2,095 Video Appearances
 - 630 Physical Appearances
 - District Court
 - 220 Video Appearances
 - 569 Physical Appearances
- Off-Site Transports
 - State Department of Corrections
 - 68 to Diagnostic and Evaluation
 - 5 to Nebraska Center for Women (York)
 - Medical
 - 44 to Hospital
 - 53 to Clinical Appointments
 - Mental Health
 - 39 to Lincoln Regional Center

Lancaster County Board of Corrections

August 2, 2018

- 13 to Crisis Center

V. Work Crews (April-June, 2018)

- Lancaster County Event Center
 - A crew of six inmates were utilized 25 times at the Event Center, cleaning horse stalls, completing odd jobs and setting up for various events.
- Adult Detention Facility (ADF) or Yard Crews
 - Crews of three inmates worked 31 times around the facility maintaining grounds.
 - Trimming grass, mowing small areas, pulling weeds, pruning bushes, picking up trash, cleaning the warehouse and showers along with other miscellaneous jobs in non-detention areas of the jail.
- Road Crew
 - Four inmates were assigned to picking up trash along county roads five times this quarter. They covered 246 miles and collected 423 bags of trash.
- Shop Crew
 - Three inmates were assigned 10 times cleaning the shop, doing various yard work and assisting with general duties.
- Youth Detention Center
 - A crew of 6 inmates assisted at YDC five times during this past quarter.
 - Trimming & mowing grass, picking up trash, pulling weeds, pruning shrubs, spraying weeds, trimming trees, and removing/applying mulch.
- Election Commissioner
 - Six inmates were utilized one time loading & unloading ballot boxes.

VI. Training (April-June, 2018)

- Initial Orientation
 - 1 Sargeant/partial orientation (8 hours)
 - 3 CCS medical/nursing staff (38 hours)
 - 1 officer attended partial orientation due to Military leave (12 hours)

Lancaster County Board of Corrections

August 2, 2018

➤ In-Service Training

- 237 staff members attended “Dealing With Sexual Harassment” class (1 hour)
- 14 employees completed the CJIS online class (2 hours)
- 8 officers completed the academy (120 hours)
- 5 on-call officers completed the academy (96 hours)
- 3 employees read policies and tested over “Sexual Misconduct/Transgender (1 hour)
- 9 staff members attended the diversity class (2 hours)
- 2 officers completed on the job training program (80 hours)
- 11 officers completed the field training program (32 hours)
- 15 staff attended Emergency Procedures training (8 hours)
- 6 Community Corrections staff members completed training in our dept. (6 hours)
- 3 officers attended direct supervision class (24 hours)
- 1 staff member completed skid loader training (2 hours)

➤ Other Training

- 17 staff members attended the NE Jail Standards conference in Kearney (16 hours)
- 3 employees attended a Continuum class, “Stepping Up to Supervision” class (2 hours)
- 2 Sergeants taught a reporting class along with a searches class at NLETC (4 hours)
- 1 employee attended Jail Standards Training Design and Development class (36 hours)