

Lincoln on the Move Program

Interim Snapshot of the Lincoln on the Move Program (LOTM)

While the initial revenue estimates were conservative and early collections trended above expectations, the short-term outlook is a decrease overall. The initial selection of projects was limited for the existing streets program and the growth portion had not appropriated the full amount of its portion of the funding.

As of May 16th, \$6.8 million had been collected. This is currently 5.6% above the initial projections. With the next three months of collections projected to be lower, the overall collections through the first three construction seasons is expected to reach \$35.0 million compared to \$35.8 million originally projected.

EXISTING STREETS – *The existing streets program is projected to meet the initial timeline associated with 12 Residential Rehab neighborhood packages and the 7 arterial street projects selected by ACT to be completed by Fall of 2022.*

To date, the Existing Streets portion of the LOTM program has received nearly \$5.0 million in revenue and bids on five of the seven packages selected last fall have moved forward. These packages were endorsed by the Advisory Committee on Transportation (ACT) based on the ability to quickly deliver six of them to the construction community for 2020. An additional 12 packages were recommended by the ACT in February. These 19 construction procurement packages represent an estimated \$18.7 million in total investment for rehabilitation of the existing street system over the next three construction seasons. Overall, the projected collections thru fiscal year 2021/2022 is \$25.7 million (\$26.2 m originally). ACT will be reviewing additional construction procurement packages as we understand better the City's financial picture.

GROWTH PROJECTS - *At this time, with nearly the entire \$19 million projections under discussions and given current uncertainty, further growth projects agreements are on hold until more data has been gathered.*

For the Growth portion of LOTM, partnerships with private investors needed to be formed. Because of the longer-term aspects required for planning purposes, over \$18 million of the \$19.5 million (six years total) had been identified for potential street investments. To date, the agreements recommended for approval have earmarked just approximately \$9 million over the six-year period, with an expected \$20 million investment in the community's transportation system. The private development community will help provide most of the upfront costs with interest-free loans paid back as their properties are developed. In the short-term, Council approved projects investing \$2.1 million in FY 19/20 and \$1.6 million in FY 20/21. These agreements total \$3.7 million, well below the current \$5.5 projection. The original projection was \$5.7 million. If the projected overall shortfall of \$0.2 million stays within the contingency amount during this next few months, the recommendation is to continue to move ahead with agreements currently on hold.

Joint RTSD partnership - *Initial meeting of the Administrative Committee held April 13th, 2020*

For the provisions of engineering services for the Safety Improvements involved in the 33rd and Cornhusker project, 1.5% of the total raised by LOTM was designated for these efforts. The Administrative Committee held its required meeting to review and provide direction to the RTSD for funding engineering services related to the Project. So far \$86k has been collected with \$135,000 projected by the end of August. Originally \$146,250 was estimated. Current engineering agreement totals (\$4.6m) are more than enough to utilize an estimated \$1.17 million investment of the Sales Tax collected for this work.

Lincoln on the Move Program

Overall Health


When determining the overall health of the Lincoln on the Move (LOTM) program, two components must be considered. In the simplest of terms:

- Are the revenues more or less than what was expected?
- Are the program costs more or less than what was expected?

So far there is only initial data to work with, but we continue to learn more. There is still some uncertainty with construction impacts related to the cumulative effects of the wide-spread flood damages in 2019; overall increased construction activity in the Lincoln area during the next three to four seasons; and most recently the COVID-19 virus.



Revenues: Overall, expected to be slightly lower than the initial targets set last Spring.



Initial strong performance in the first four months (up 8.7%) is expected to be blunted by lower collections from March to June. Because the receipt of sales tax collections lag by two months behind the actual collections, the latest data received in May is from the March collections. For March, a negative 8.2% shortfall was realized. This means revenues will likely total \$9.0 - \$9.2 million compared to the original \$9.75 million estimate.

Costs: Strong potential to be higher than the initial estimates from last summer and early fall of 2019.

The amount of repair work from the 2019 flood events, the \$352 million South Beltway construction project, three significant school building projects, and the addition of LOTM funded projects have created a regional construction market that is showing a rise in costs. Additionally, other factors, including federal policies that have driven up construction wages in the already tight labor market, the increased demand by flood repair projects for limestone rock used in concrete paving, and all the additional work in the market area have resulted in limiting the number of bidders competing for these projects. The first five projects bid thus far resulted one project significantly over initial estimates, one project significantly under, and the remainder being within a reasonable plus/minus tolerance. At the present time the program is hitting its programmatic cost targets; however, the trend could move slightly higher.



Conclusion: Carefully monitoring the LOTM program needs to continue.

The initial revenue estimates were conservative and initial selection of projects was limited for the existing streets program. The growth portion of proposed projects had narrower margins. Based on these new projections, we are proposing the following actions:

EXISTING STREETS – The existing streets program is projected to meet the initial 36-month timelines associated with 12 Residential Rehab neighborhood packages and the 7 arterial street projects selected by ACT. Even with reduced projections there is funding to continue to program additional projects.

GROWTH PROJECTS – When additional information is gathered during June, decisions will be made on how to proceed with any new agreements.

Lincoln on the Move Program

Rehabilitation of Existing Streets Program Recap

Through Fiscal year 2022 - Projected Funding: \$25.7 million; Programmed to date \$15.3 million of LOTM; \$18.7 m total

1. S. 40th from Highway 2 to Clifford – *Construction started April 1st; Work on the project proceeded admirably with utility relocations along the east & west sides of So. 40th (in the Gertie to Pioneers corridor). Paving crew moved in afterwards to commence widening work on west side of 40th, working from Gertie to the south, getting the curb, base and drives replaced north to the existing pavement south of Pioneer, leaving intersection radius work at cross-streets before moving over to do the same work on the east side. Resident access has been maintained as much as is possible with temporary drives during paving work. Crew member on 5/27/2020 was quarantined after being tested positive for the Covid virus. The crew has been sent home to self-monitor their health for the week.*
 - ❖ Schedule: Projected on target for Fall 2020 completion
 - ❖ Budget: Projected over initial budget estimate
2. N. 70th from Colfax to Havelock – *Bids Opened, Construction anticipated to start June 1st:*
 - ❖ Schedule: Projected on target for Fall 2020 completion
 - ❖ Budget: Projected under initial budget estimate
3. S. 48th from Highway 2 to Pioneers – *Design work in progress, Construction anticipated in Spring/Summer of 2021*
 - ❖ Schedule: Projected on target for Fall 2021 completion
 - ❖ Budget: Projected on target
4. Havelock Neighborhood Residential Rehab – *Bids Opened, Construction anticipated to start during May/June*
 - ❖ Schedule: Projected on target for Fall 2020 completion
 - ❖ Budget: Projected under initial budget estimate
5. Zeman Elementary Residential Rehab – *Bids Opened, Construction by MTZ anticipated to start during later part of May but delayed to June 1st by contractor taking on emergency paving work on Center Park Road and S. 40th and crew being sent home due to COVID.*
 - ❖ Schedule: Projected on target for Fall 2020 completion
 - ❖ Budget: Projected over initial budget estimate
6. Southwood Neighborhood Residential Rehab – *Bids Opened, Construction by MTZ anticipated to start during July*
 - ❖ Schedule: Projected to start first of July and on target for Fall 2020 completion
 - ❖ Budget: Projected on target
7. McPhee Neighborhood Residential Rehab – *Current in Design, Construction starting in Fall of 2020*
 - ❖ Schedule: Projected behind Fall 2020 completion
 - ❖ Budget: Projected over initial budget estimate

Design issues with Pedestrian facilities and need for extra coordination with Capital Environs committee

Lincoln on the Move Program

Projects selected in February – Design just getting started, Construction anticipated in 2021/2022

8. 9th Street from “A” Street to I-180
9. Cotner Blvd. from South Street to “O” Street
10. Huntington/Leighton from 33rd Street to 48th Street
11. Randolph from 40th street to 56th Street
12. Culler Middle School Neighborhood Residential Rehab
13. Witherbee Neighborhood Residential Rehab
14. Sevenoaks Neighborhood Residential Rehab
15. Union College Neighborhood Residential Rehab
16. 40th and “A” Neighborhood Residential Rehab
17. Country Club Neighborhood Residential Rehab
18. Capitol Beach Neighborhood Residential Rehab
19. Highlands Neighborhood Residential Rehab

14 Additional Projects for consideration

20. Bethany Neighborhood Residential Rehab
21. N. 23rd & Potter Neighborhood Residential Rehab
22. Clinton Neighborhood Residential Rehab
23. Park Manor Neighborhood Residential Rehab
24. College View Neighborhood Residential Rehab
25. Lincoln High Neighborhood Residential Rehab
26. Near South Neighborhood Residential Rehab
27. Piedmont Neighborhood Residential Rehab
28. Belmont Neighborhood Residential Rehab
29. Westgate and Saunders Residential Rehab
30. S. 11th Street Corridor Residential Rehab
31. Arterial - Yankee Hill Road from 56th Street to 70th Street
32. Arterial - 84th Street from “A” to Elizabeth Drive
33. Arterial - N. 14th from Adams to Superior

Lincoln on the Move Program

Growth Program Recap

Entire 6-year program - Projected Funding: \$19.5 million; Agreements to date \$9.0 million; \$18.0 m proposed

1. **Van Dorn from 84th to 91st:** Schedule On target, On Budget
 - ❖ *Status – Construction started in March 2020, anticipated completed in July of 2020*
2. **“A” Street from 89th to 93rd:** Schedule On target, On Budget (Council approved agreement on 10/29/2019)
 - ❖ *Status – Bids received; Construction anticipated to start in August of 2020 (after Van Dorn is complete)*
3. **W Holdrege from NW 56th to NW 48th & NW 56th St. from W Holdrege north**
 - ❖ *Status – Council approved agreement on 03/16/2020; Grading in 2020 potentially, construction slated for 2021*
4. **S. Folsom Street from West Old Cheney to ¼ mile south**
 - ❖ *Status – Council approval on 03/30/2020; Design getting underway for anticipated 2021 construction*
5. **West Old Cheney Road and SW 9th Street Intersection**
 - ❖ *Status – Council approval on 03/30/2020; Design getting underway for anticipated 2025 or later construction*
6. **Yankee Hill Road from 40th to 48th**
 - ❖ *Status – Council approval on 04/13/2020; Design getting underway for anticipated 2021 construction*
7. **104th Street and Holdrege Intersection**
 - ❖ *Status – Council approval on 04/20/2020; Design getting underway for anticipated 2021 construction*
8. **Holdrege Street from 87th to 93rd**
 - ❖ *Status – Proposed Agreement scheduled for City Council action on May 4, 2020*
9. **7th Street & Alvo Road Intersection**
 - ❖ *Status – Proposed Agreement on hold until after June 1st*
10. **Rokeby Road from 31st to 40th**
 - ❖ *Status – Proposed Agreement in process, but not yet finalized.*
11. **Rokeby Road from 77th to 84th**
 - ❖ *Status – Proposed Agreement in process. Construction will depend on schedule of work at Saltillo & S. 70th work by LPS and NDOT.*
12. **Rokeby Road from 40th to Snapdragon Rd**
 - ❖ *Status – Proposed Agreement in process, Anticipated to be constructed with City’s project on S. 40th in 2024*
13. **Fletcher Avenue from Highway 6 to 84th Street**
 - ❖ *Status – Property owners are supportive of Paving District approach; No final decision until after June 2020*
14. **West Holdrege Street from 48th to Chitwood**
 - ❖ *Status – Proposed Agreement in process*
15. **S. 40th from Rokeby to ¼ south:**
 - ❖ *Status – Proposed Agreement in process*

Lincoln on the Move Program

16. **LPS 70th and Saltillo School Site:**

❖ *Status – Proposed Agreement in process*

17. **NW 12th Street from Aster Road north to future W Missoula Road:**

❖ *Status – Project being considered for modifications*

Not part of LOTM Growth Program

1. **Fletcher from 10th to 14th:**

❖ *Status – Project has been withdrawn by developers for consideration*

2. **SW 36th and West “A” Intersection:**

❖ *Status – No longer in consideration for LOTM funding due to lack of developer progress*

3. **98th and South St Intersection:**

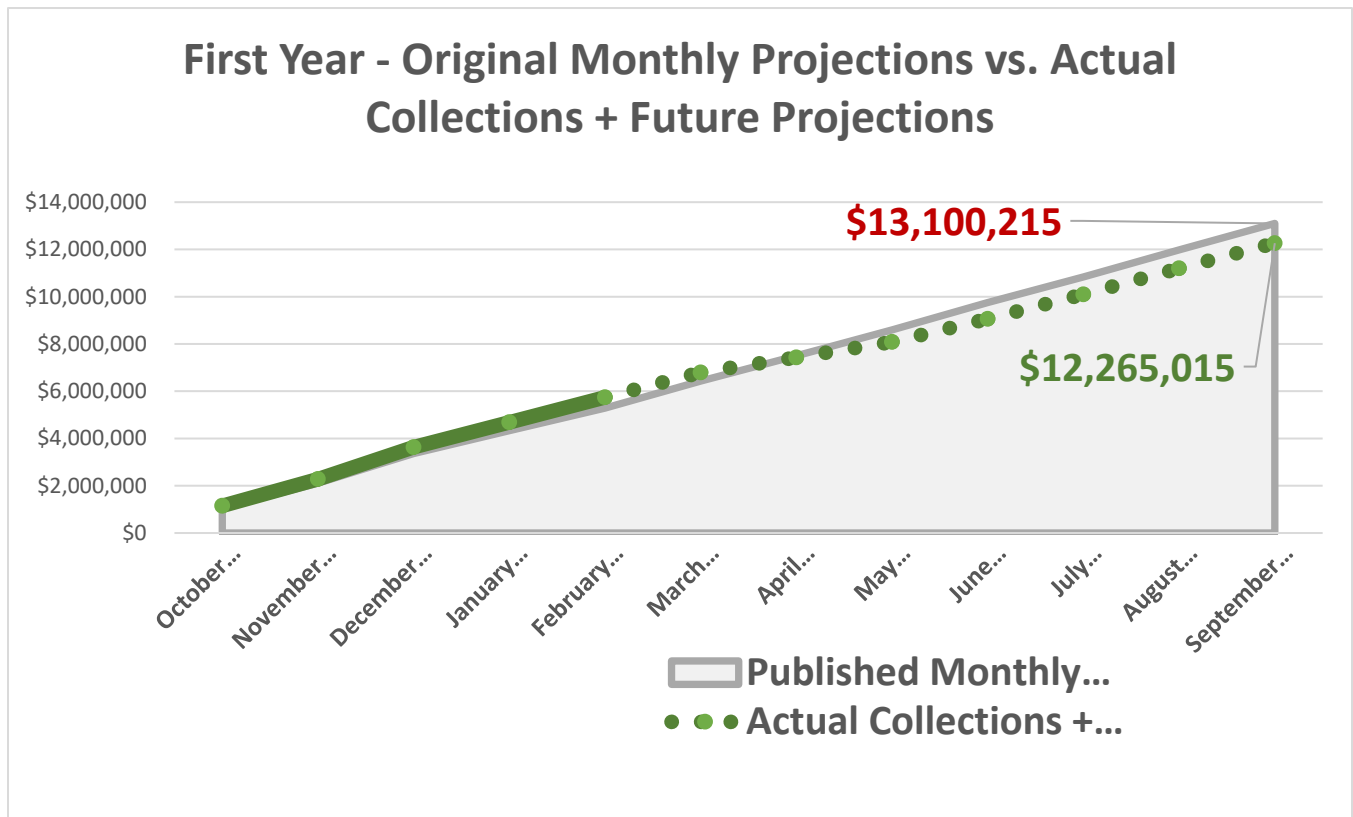
❖ *Status – Considered for LOTM funding; but City declined as there are higher priorities at this time.*

Lincoln on the Move Program

Revenue Information for the first twelve months

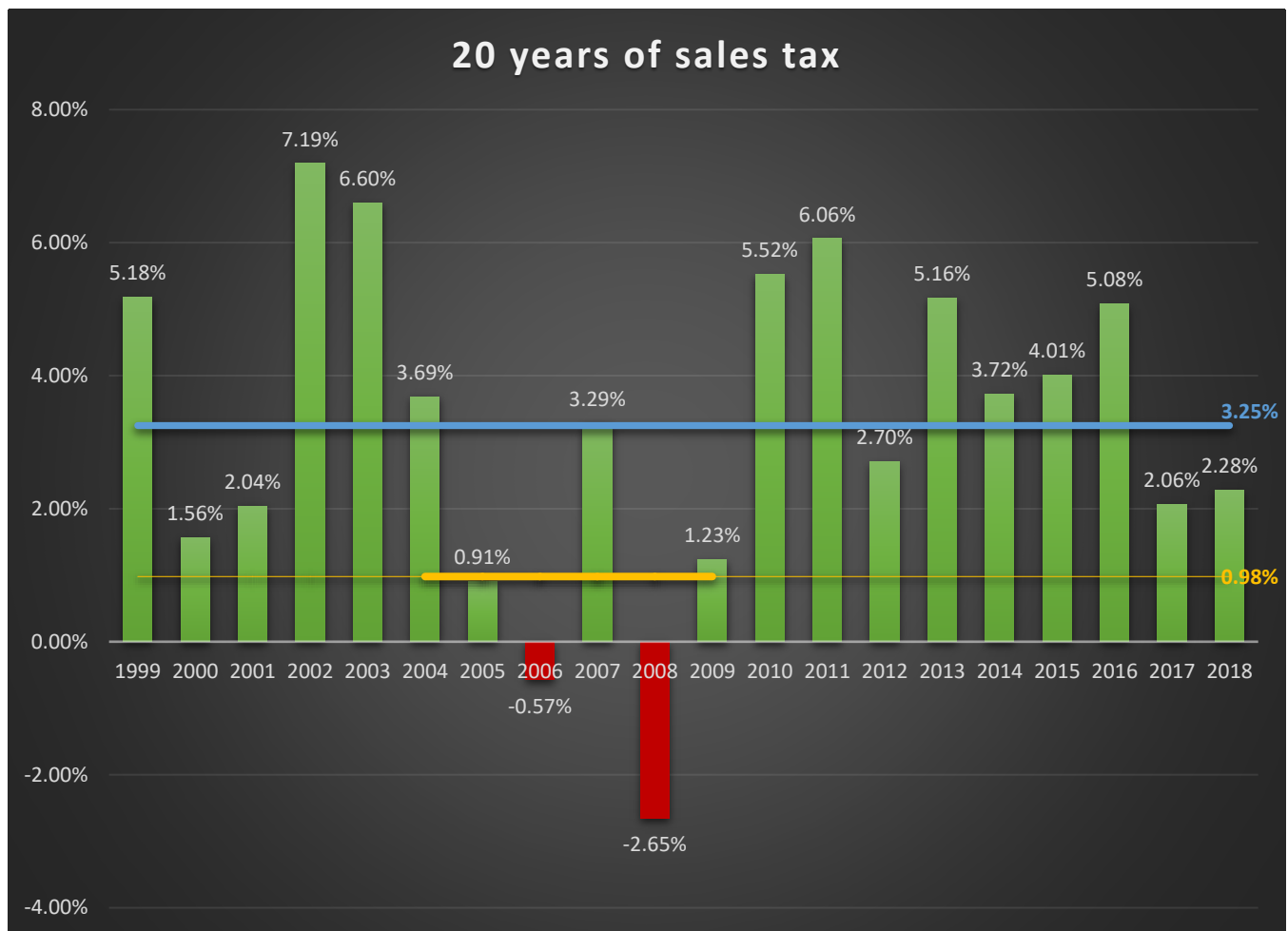
October	\$1,053,916.96	\$1,149,635.89	Actual was 9.1% over
November	\$1,052,971.29	\$1,129,425.48	Actual was 7.3% over
December	\$1,255,882.39	\$1,353,122.51	Actual was 7.7% over
January	\$965,973.82	\$1,050,583.70	Actual was 8.8% over
February	\$957,214.02	\$1,058,382.24	Actual was 10.6% over
March	\$1,145,316.03	\$1,051,433.96	Actual was 8.2% under
April	\$1,067,761.59	<i>\$633,823.28</i>	<i>Projection – 40.6% Reduction</i>
May	\$1,094,338.40	<i>\$656,165.30</i>	<i>Projection – 40.0% Reduction</i>
June	\$1,157,165.54	<i>\$975,953.42</i>	<i>Projection – 15.7% Reduction</i>
July	\$1,085,222.04	<i>\$1,039,87.10</i>	<i>Projection – 4.2% Reduction</i>
August	\$1,148,658.29	<i>\$1,097,828.67</i>	<i>Projection – 4.4% Reduction</i>
September	\$1,115,794.53	<i>\$1,068,843.33</i>	<i>Projection – 4.2% Reduction</i>

Reminder City receives 2 months later



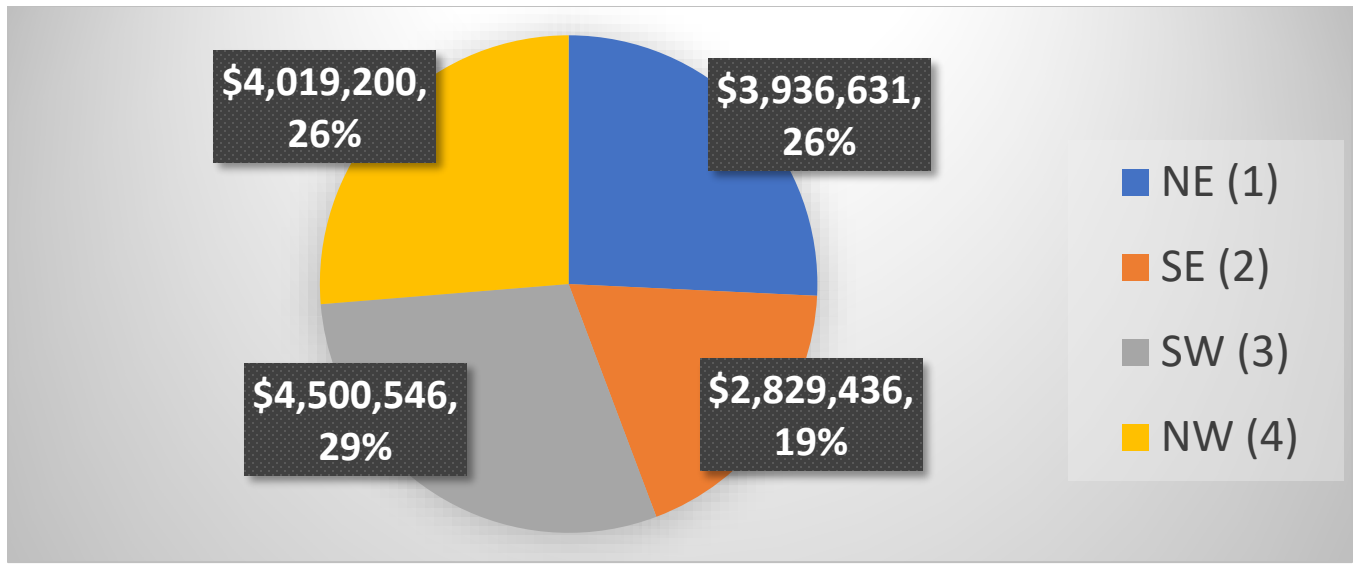
Lincoln on the Move Program

Fiscal Year	Total Sales Tax	Growth Rate	1/4 Cent Portion Newly predicted	Current CIP (In Total)	Variance
2018-2019	\$ 78,563,436.00		\$	\$	
2019-2020	\$ 74,227,937.00		\$ 9,155,959.79	\$ 9,750,000.00	(\$594,040.21)
2020-2021	\$ 75,578,885.45	1.82%	\$ 12,596,480.91	\$ 13,000,000.00	(\$403,519.09)
2021-2022	\$ 77,952,062.46	3.14%	\$ 12,992,010.41	\$ 13,000,000.00	(\$7,989.59)
2022-2023	\$ 78,832,920.76	1.13%	\$ 13,138,820.13	\$ 13,000,000.00	\$138,820.13
2023-2024	\$ 79,723,732.77	1.13%	\$ 13,287,288.79	\$ 13,000,000.00	\$287,288.79
2024-2025	\$ 80,624,610.95	1.13%	\$ 13,437,435.16	\$ 13,000,000.00	\$437,435.16
2025-2026	\$ 81,535,669.05	1.13%	\$ 3,397,319.54	\$ 3,250,000.00	\$147,319.54
Entire 6-year time period for the 1/4 cent sales tax			\$ 78,005,314.73	\$ 78,000,000.00	\$5,314.73

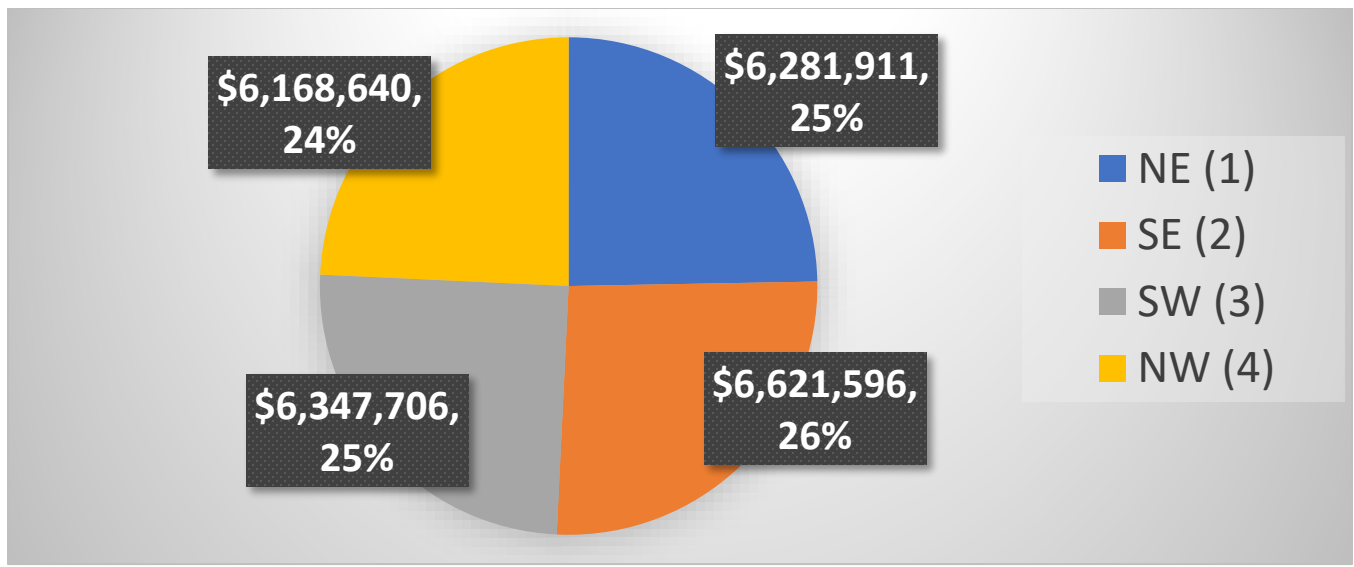


Lincoln on the Move Program

Current 19 Existing Street Projects – Split by Council District



Proposed 33 Existing Streets Projects – Split by Council District



Lincoln on the Move Program

Additional Cost Information

N. 70th

Estimates	Original	Current
PE (6%)	\$51,724	\$43,800
UTIL	\$0	\$0
ROW	\$0	\$0
CONST	\$862,069	\$438,000
CE (10%)	\$86,207	\$87,600
Total	\$1,000,000	\$569,400

Revenues	Original	Current
LOTM	\$750,000	\$750,000
HAF	\$250,000	\$250,000
Total	\$1,000,000	\$1,000,000

This project is currently estimated under budget \$430,600

Havelock
705267

Estimates	Original	Current
PE (3%)	\$25,009	\$20,770
UTIL	\$0	\$0
ROW	\$0	\$0
CONST (%)	\$833,621	\$692,345
CE (13%)	\$108,371	\$90,005
Total	\$967,000	\$803,120

Revenues	Original	Current
LOTM	\$782,000	\$720,419
SIVT-RR	\$185,000	\$82,701
Total	\$967,000	\$803,120

This project is currently estimated under budget \$163,880

S. 40th

Estimates	Original	Current
PE (6%)	\$51,724	\$75,405
UTIL	\$0	\$0
ROW	\$0	\$0
CONST	\$862,069	\$1,256,744
CE (10%)	\$86,207	\$125,674
	\$1,000,000	\$1,457,823

Revenues	Original	Current
LOTM	\$800,000	\$1,000,000
HAF	\$200,000	\$250,000
Total	\$1,000,000	\$1,250,000

This project is currently estimated OVER budget **(\$207,823)**

Zeman
705268

Estimates	Original	Current
PE (3%)	\$17,897	\$21,095
UTIL	\$0	\$0
ROW	\$0	\$0
CONST	\$596,552	\$703,165
CE (13%)	\$77,552	\$91,411
	\$692,000	\$815,672

Revenues	Original	Current
LOTM	\$557,000	\$671,236
SIVT-RR	\$135,000	\$144,435
Total	\$692,000	\$815,672

This project is currently estimated OVER budget **(\$123,672)**