

Summary of Department Projects

* Amounts are in thousands of dollars

Finance Department - Pershing Auditorium

0350 - Pershing Auditorium - Minimal Repair (2) - 070600000350 - 2011/2012 FINAL

Group: (None)

Program: (None)

Description: The funding of a new arena was approved by the community in 2010, and it is under construction. With a need to continue to keep the doors open to the Pershing Center until the new arena is open for business, and with the standard and the trends of the industry changing, it is imperative that the city fund necessary refurbishing and renovation programs for Pershing Auditorium on an as needed basis. Much of the equipment Pershing uses on a daily basis is original equipment with the building 50-years ago and it is simply wearing out. Projects currently scheduled for the period covered by this plan include minimal base repairs and event equipment. A concerted effort will be made to make purchases transferrable to the new arena for continued use beyond the life of the Pershing Center.

Comp Plan Conformance: Generally Conforms with Plan

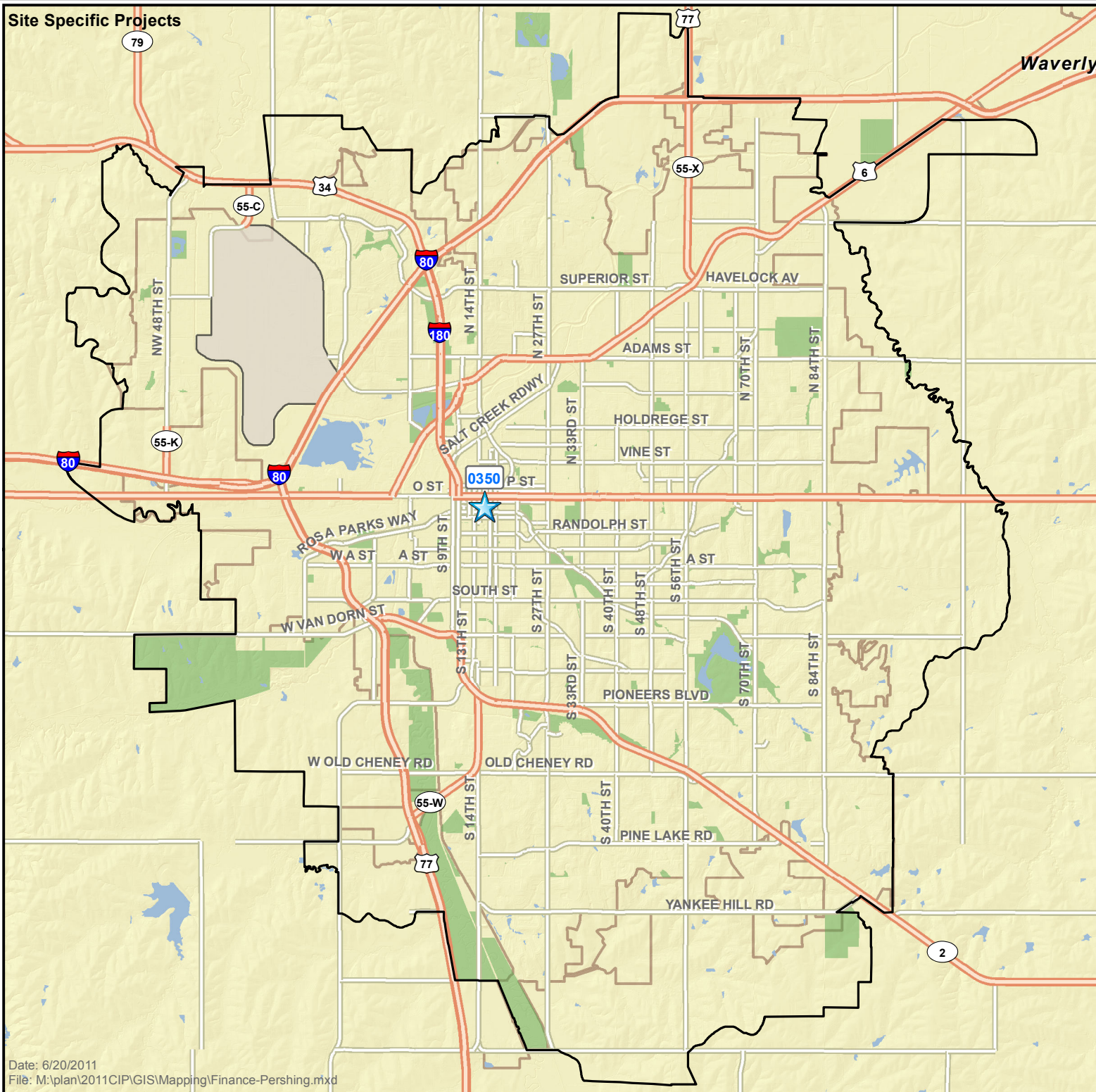
Anticipated Date In Service:

Rating: A

Status:Continued

Prior Appropriations	Six Year Total	Costs Beyond			Project Total	
\$298.0	\$150.0	\$0.0			\$0.0	
Appropriations	2011/2012	2012/2013	2013/2014	2014/2015	2015/2016	2016/2017
General Revenues	\$50.0	\$50.0	\$50.0			
Estimated Cost by Activity	2011/2012	2012/2013	2013/2014	2014/2015	2015/2016	2016/2017
Equipment	X	X	X			

Site Specific Projects

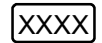


Lincoln CIP 2011 - 2017

Finance - Pershing

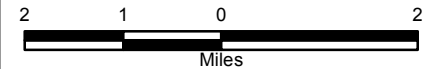


Project Locations



Last 4 digits of project number

Lincoln's Future Service Limit
Shown as Black Outline



Consult the detailed project descriptions
and funding summary for further information.

Funding Summary - By Project

* Amounts are in thousands of dollars

Finance Department - Pershing Auditorium

Project Title		2011/2012	2012/2013	2013/2014	2014/2015	2015/2016	2016/2017	
0350	Pershing Auditorium - Minimal Repair (2)	\$50.0	\$50.0	\$50.0	\$0.0	\$0.0	\$0.0	\$150.0
Department Total:		\$50.0	\$50.0	\$50.0	\$0.0	\$0.0	\$0.0	\$150.0

Funding Sources

Fund Source	2011/2012	2012/2013	2013/2014	2014/2015	2015/2016	2016/2017	
General Revenues	\$50.0	\$50.0	\$50.0	\$0.0	\$0.0	\$0.0	\$150.0
	\$50.0	\$50.0	\$50.0	\$0.0	\$0.0	\$0.0	\$150.0

* Amounts are in thousands of dollars

This page left blank intentionally.